



# Club Health Assessment for District 5M 10 through January 2025

			Status	Membership							Reports					Finance		LCIF
Club Number	Club Name	Charter Date		Current Member Count	YTD Members Added	YTD Members Dropped	YTD Net Growth	YTD Net Growth%	Member Count 12 Months Ago	Avg. length of service for dropped members	Months Since Last MMR ***	Yrs. Since Last Officer Report	President Rotation	Vice President Reported ****	Months Since Last Activity Report ***	Account Balance	Donations for current Fiscal Year	
			Number of times on status quo within last two years	If below 15 members appears				If net loss is greater than 20% appears			If no report in 3 months appears in	When more than one year appears in	Number of repeat terms	Notes the officers that do not have an active	If no report at 12 months appears in red			
Clubs more than two years old																		
2875	ATIKOKAN	12/14/1953	Active	22	0	1	-1	-4.35%	24	11	1		2	R	M	1	\$2,447.60	
Exc Award (06/30/2019, 06/30/2023)																		
3125	DRYDEN	03/23/1953	Active(1)	18	1	1	0	0.00%	18	0	2			N	SC	3	\$93.67	
Exc Award (06/30/2023)																		
53070	DRYDEN TRILLIUM	05/11/1992	Active	46	2	0	2	4.55%	44		2		2	R	SC	0	\$164.28	
Exc Award (06/30/2016, 06/30/2018, 06/30/2020)																		
3126	EAR FALLS	05/27/1970	Active	8	0	1	-1	-11.11%	9	7	1		None		P,S,M,VP,SC	22		
Exc Award (06/30/2017, 06/30/2019)																		
2876	FORT FRANCES	04/06/1964	Active(1)	10	0	0	0	0.00%	10		14		6		M,VP,SC	24+		
Exc Award (06/30/2016, 06/30/2017)																		
77757	FORT FRANCES VOYAGEUR	11/12/2003	Active	14	1	6	-5	-26.32%	21	8	1		7		M,VP,SC	6	\$252.99	
Exc Award (06/30/2017, 06/30/2019, 06/30/2020)																		
2877	IGNACE	03/06/1973	Active(1)	14	12	0	12	600.00%	21		2		7		S,M,VP,SC	24+		
Exc Award (06/30/2016, 06/30/2017)																		
3127	KENORA LAKE OF THE WOODS	08/31/1948	Active	11	1	0	1	10.00%	10		6		3	N	M,SC	8	\$247.50	
Exc Award (06/30/2016, 06/30/2023)																		
2881	MARATHON	10/19/1959	Active	2	0	0	0	0.00%	2		8		16		S,M,VP,SC	18		
143279	Northwestern Ontario Cyber	10/26/2020	Active(1)	74	0	0	0	0.00%	69		9				P,S,T,M,VP	7	\$4,556.40	
Exc Award (06/30/2022)																		
38893	PICKLE LAKE	09/22/1980	Active(1)	7	7	0	7	100.00%	6		2		8		M,VP,SC	24+		
Exc Award (06/30/2019)																		
3128	RED LAKE	09/28/1959	Active	19	3	0	3	18.75%	16		0		6		M,VP,SC	22		
Exc Award (06/30/2016)																		
3129	SIOUX LOOKOUT	10/06/1959	Active(1)	17	1	2	-1	-5.56%	18	4	6			N	SC	1	\$113.39	
2884	THUNDER BAY METRO	05/17/1973	Active	20	0	0	0	0.00%	20		8			IP	M,SC	16		
Exc Award (06/30/2020)																		
3130	VERMILION BAY	10/12/1959	Active	37	8	1	7	23.33%	37	11	1			N	SC	0	\$80.52	
Exc Award (06/30/2016, 06/30/2019, 06/30/2020)																		



## Club Health Assessment for District 5M 10 through January 2025

			Status	Membership							Reports					Finance	LCIF
Club Number	Club Name	Charter Date		Current Member Count	YTD Members Added	YTD Members Dropped	YTD Net Growth	YTD Net Growth%	Member Count 12 Months Ago	Avg. length of service for dropped members	Months Since Last MMR ***	Yrs. Since Last Officer Report	President Rotation	Vice President Reported ****	Months Since Last Activity Report ***	Account Balance	Donations for current Fiscal Year
			Number of times on status quo within last two years	If below 15 members appears				If net loss is greater than 20% appears			If no report in 3 months appears	When more than one year appears in	Number of repeat terms	Notes the officers that do not have an active	If no report at 12 months appears in red		
140021	WEST RAINY RIVER DISTRICT Exc Award (06/30/2020)	10/17/2019	Active	30	0	0	0	0.00%	30		1		6	M,VP,SC	11		

Clubs Cancelled Previous Fiscal Year – Clubs Cancelled within last 12 months may be reinstated

Club Number	Club Name	Charter Date	Current Status*	Cancellation Date
107915	EMO AND DISTRICT	03/26/2010	Cancelled(6*)	09/29/2023
136447	Lakehead Campus Lions	11/27/2018	Cancelled(8*)	06/29/2024
2883	THUNDER BAY	09/29/1948	Cancelled(8*)	06/29/2024

Current Total Clubs Count	YTD New Clubs Count	YTD Cancelled Clubs Count	YTD Net Club Gain	Current Total Members Count	YTD Add	YTD Drop	YTD Net Growth	YTD Net Growth %	Member Count 12 Months Ago	Average Member Count Per Club	% of Clubs with less than 20 members	% No MMR in 3 Months	% No Officer Report in 12 Months	% of Clubs with balance 90+ days	Number of Clubs in Status Quo	% Status Quo Clubs in Financial Suspension	Number of Cancelled Clubs	Average Cancelled Club Age	Members Lost Due to Cancellation	% of Clubs Cancelled for Non-Financial Reasons
16	0	0	0	349	36	12	24	7.38%	355	22	63%	38%	0%	0%	0	0%	0	0	0	0%

\* - P - Priority Club. Cancellation Reasons: 1-Objectives/conduct, 2-Non-active club, 5-Non-existing club, 6-Disbanding, 7-Merger, 8-Financial Suspension, 9-District/Multiple District Dues.

\*\* - Abbreviation: P-President, S-Secretary, T-Treasurer, M-Member Chairperson, VP-First Vice President, MC-Communications Chairperson, SC-Service Chairperson

\*\*\* - Abbreviation: N/R - Never reported using the Lions Clubs website, N/A - Not applicable, No password registered for the Lions Clubs website.

\*\*\*\* - Abbreviation: N - New, IP - Immediate Past, R - Repeat.



# Club Health Assessment for District 5M 11 through January 2025

			Status	Membership							Reports					Finance	LCIF	
Club Number	Club Name	Charter Date		Current Member Count	YTD Members Added	YTD Members Dropped	YTD Net Growth	YTD Net Growth%	Member Count 12 Months Ago	Avg. length of service for dropped members	Months Since Last MMR ***	Yrs. Since Last Officer Report	President Rotation	Vice President Reported ****	Months Since Last Activity Report ***	Account Balance	Donations for current Fiscal Year	
			Number of times on status quo within last two years	If below 15 members appears					If net loss is greater than 20% appears			If no report in 3 months appears in	When more than one year appears in	Number of repeat terms	Notes the officers that do not have an active	If no report at 12 months appears in red		
Clubs less than two years old																		
158039	Winnipeg River Area	04/26/2024	Active	25	8	4	4	19.05%	0	1	1		2	VP	N/A			
Clubs more than two years old																		
3084	BEAUSEJOUR	09/28/1948	Active	15	1	1	0	0.00%	14	37	1		2	R	M,SC	16		
Exc Award (06/30/2016, 06/30/2024)																		
3094	EAST KILDONAN	09/10/1953	Active	7	1	0	1	16.67%	6		0		2	N	VP,SC	24+		
58280	EAST ST PAUL	05/13/1996	Active	19	0	2	-2	-9.52%	25	18	0		2		M,VP,SC	24+	\$3,500.00	
44168	GRUNTHAL	07/01/1984	Active	13	4	0	4	44.44%	9		0		5		M,VP,SC	24+	\$500.00	
3100	LAC DU BONNET	02/07/1963	Active	22	4	0	4	22.22%	42		0		2	N	M	1		
Exc Award (06/30/2023)																		
3107	PINAWA	10/21/1964	Active	12	5	0	5	71.43%	10		0		2	R	M,SC	6		
3113	RIVERSIDE	03/29/1949	Active	53	10	5	5	10.42%	44	8	0			N	SC	24+	\$35.97	
36964	SELKIRK & DISTRICT	04/30/1979	Active	11	0	0	0	0.00%	12		7		2		M,VP,SC	4	(\$26.82)	
122310	Ste. Anne	05/23/2014	Active	25	5	2	3	13.64%	20	2	0			N	M,SC	5		
Exc Award (06/30/2016, 06/30/2017)																		
109167	WEST ST PAUL	09/02/2010	Active	15	0	2	-2	-11.76%	18	5	1		3	R	SC	2	\$200.79	
Exc Award (06/30/2021)																		
43137	WHITEMOUTH & DISTRICT	11/11/1983	Active	22	0	0	0	0.00%	23		3				M,VP,SC	3		
Exc Award (06/30/2022, 06/30/2023)																		
3124	WINNIPEG	12/15/1921	Active	16	0	0	0	0.00%	16		10				P,M,VP,SC	24+		
47808	WINNIPEG BEACH	10/30/1987	Active	28	3	2	1	3.70%	28	1	0		2	R	SC	2		
DUNNOTTAR LAKESIDE																		
44169	WINNIPEG SOUTH	07/01/1984	Active(1)	10	0	0	0	0.00%	13		1			R	M,SC	2		
53615	WINNIPEG TRANSCONA	08/28/1992	Active	16	0	0	0	0.00%	16		9		8		P,T,M,VP,SC	0		
29356	WINNIPEG WEST	05/29/1974	Active	10	0	0	0	0.00%	11		8		4		M,VP,SC	1		
Exc Award (06/30/2017, 06/30/2019)																		



## Club Health Assessment for District 5M 11 through January 2025

			Status	Membership							Reports					Finance	LCIF
Club Number	Club Name	Charter Date		Current Member Count	YTD Members Added	YTD Members Dropped	YTD Net Growth	YTD Net Growth%	Member Count 12 Months Ago	Avg. length of service for dropped members	Months Since Last MMR ***	Yrs. Since Last Officer Report	President Rotation	Vice President Reported ****	Months Since Last Activity Report ***	Account Balance	Donations for current Fiscal Year
			Number of times on status quo within last two years	If below 15 members appears				If net loss is greater than 20% appears			If no report in 3 months appears in	When more than one year appears in	Number of repeat terms	Notes the officers that do not have an active	If no report at 12 months appears in red		

Clubs Cancelled Previous Fiscal Year – Clubs Cancelled within last 12 months may be reinstated

Club Number		Club Name		Charter Date			Current Status*		Cancellation Date											
28089		STEINBACH		03/11/1974			Cancelled(8*)		12/29/2023											
Current Total Clubs Count	YTD New Clubs Count	YTD Cancelled Clubs Count	YTD Net Club Gain	Current Total Members Count	YTD Add	YTD Drop	YTD Net Growth	YTD Net Growth %	Member Count 12 Months Ago	Average Member Count Per Club	% of Clubs with less than 20 members	% No MMR in 3 Months	% No Officer Report in 12 Months	% of Clubs with balance 90+ days	Number of Clubs in Status Quo	% Status Quo Clubs in Financial Suspension	Number of Cancelled Clubs	Average Cancelled Club Age	Members Lost Due to Cancellation	% of Clubs Cancelled for Non-Financial Reasons
17	0	0	0	319	41	18	23	7.77%	307	19	65%	29%	0%	0%	0	0%	0	0	0	0%

\* - P - Priority Club. Cancellation Reasons: 1-Objectives/conduct, 2-Non-active club, 5-Non-existing club, 6-Disbanding, 7-Merger, 8-Financial Suspension, 9-District/Multiple District Dues.


\*\* - Abbreviation: P-President, S-Secretary, T-Treasurer, M-Member Chairperson, VP-First Vice President, MC-Communications Chairperson, SC-Service Chairperson

\*\*\* - Abbreviation: N/R - Never reported using the Lions Clubs website, N/A - Not applicable, No password registered for the Lions Clubs website.

\*\*\*\* - Abbreviation: N - New, IP - Immediate Past, R - Repeat.



# Club Health Assessment for District 5M 13 through January 2025

			Status	Membership							Reports					Finance	LCIF	
Club Number	Club Name	Charter Date		Current Member Count	YTD Members Added	YTD Members Dropped	YTD Net Growth	YTD Net Growth%	Member Count 12 Months Ago	Avg. length of service for dropped members	Months Since Last MMR ***	Yrs. Since Last Officer Report	President Rotation	Vice President Reported ****	Months Since Last Activity Report ***	Account Balance	Donations for current Fiscal Year	
			Number of times on status quo within last two years	If below 15 members appears					If net loss is greater than 20% appears			If no report in 3 months appears in	When more than one year appears in	Number of repeat terms	Notes the officers that do not have an active	If no report at 12 months appears in red		
Clubs less than two years old																		
154153	Morden Roaring	04/11/2023	Active	9	5	2	3	50.00%	14	2	0			S,T,M,VP,SC	5			
Clubs more than two years old																		
41950	AUSTIN & AREA	10/29/1982	Active	13	0	4	-4	-23.53%	17	4	1		2	R	M,SC	0		
46229	BINSCARTH & DISTRICT L C	05/30/1986	Active	21	0	2	-2	-8.70%	20	25	3		2	R	SC	1	\$365.07	
3085	BIRTLE	04/15/1959	Active	27	0	0	0	0.00%	28		6		4	N	M,SC	4	\$878.71	
Exc Award (06/30/2023)																		
3086	BOISSEVAIN	11/16/1956	Active	24	0	1	-1	-4.00%	25	12	0		None		P,M,VP,SC	4	\$328.56	
44416	BOWSMAN & DIST	12/07/1984	Active	35	1	5	-4	-10.26%	40	25	0		6		M,VP,SC	14		
Exc Award (06/30/2017)																		
3088	BRANDON	11/10/1938	Active	30	0	0	0	0.00%	28		3		5	R	SC	0	\$235.45	
Exc Award (06/30/2017)																		
3087	BRANDON WHEAT CITY	02/28/1973	Active	39	1	4	-3	-7.14%	41	9	0		3	N	M,SC	1	\$492.84	
3091	CRYSTAL CITY	04/23/1959	Active	29	1	2	-1	-3.33%	27	7	0		2	R		0	\$1,709.97	
Exc Award (06/30/2019, 06/30/2021, 06/30/2022)																		
3092	DAUPHIN	10/24/1938	Active	13	1	0	1	8.33%	12		0		2	N	M,SC	1		
43708	ELPHINSTONE	04/05/1984	Active	11	0	0	0	0.00%	11		12		15	R	T,M,SC	3		
3095	ERICKSON	10/28/1957	Active	17	0	2	-2	-10.53%	19	22	1		4	N	M,SC	0	\$397.94	
38123	ETHELBERT	03/07/1980	Active	3	0	0	0	0.00%	3		28		11		P,S,T,M,VP SC	2		
3096	FLIN FLON	09/28/1953	Active	28	0	0	0	0.00%	26		0			N	P	0	\$328.56	
44614	GILBERT PLAINS & DISTRICT	02/04/1985	Active	9	0	0	0	0.00%	9		9		2	R	M,SC	12		
3099	HAMIOTA	11/01/1956	Active	22	5	0	5	29.41%	12		1			N	SC	0	\$719.54	
Exc Award (06/30/2021)																		
37772	HOLLAND & AREA	12/10/1979	Active	19	5	1	4	26.67%	16	14	0				M,VP,SC	0	\$328.56	
Exc Award (06/30/2023)																		
45652	KENTON	01/23/1986	Active	11	0	1	-1	-8.33%	11	29	0			R	M,SC	2		
3102	MAC GREGOR	02/14/1963	Active	10	0	2	-2	-16.67%	12	25	0		5		M,VP,SC	2		




# Club Health Assessment for District 5M 13 through January 2025

			Status	Membership							Reports					Finance		LCIF
Club Number	Club Name	Charter Date		Current Member Count	YTD Members Added	YTD Members Dropped	YTD Net Growth	YTD Net Growth%	Member Count 12 Months Ago	Avg. length of service for dropped members	Months Since Last MMR ***	Yrs. Since Last Officer Report	President Rotation	Vice President Reported ****	Months Since Last Activity Report ***	Account Balance	Donations for current Fiscal Year	
			Number of times on status quo within last two years	If below 15 members appears				If net loss is greater than 20% appears			If no report in 3 months appears in	When more than one year appears in	Number of repeat terms	Notes the officers that do not have an active	If no report at 12 months appears in red			
32900	MELITA	10/29/1976	Active	8	0	0	0	0.00%	10		9			M,VP,SC	0			
56316	MINITONAS DISTRICT	12/12/1994	Active(1)	17	0	0	0	0.00%	17		16	1	None	P,S,T,M,VP SC	10			
35326	MINNEDOSA	04/13/1978	Active	31	0	0	0	0.00%	28		2			M,VP	0		\$400.70	
Exc Award (06/30/2018, 06/30/2022, 06/30/20																		
3105	NEEPAWA	10/06/1938	P- Active(1)	1	0	0	0	0.00%	6		7			T,M,VP,SC	9			
38949	OAK LAKE & AREA L C	10/06/1980	Active	17	0	0	0	0.00%	17		9		2	M,VP,SC	8			
42375	OAKBURN & AREA	03/28/1983	Active	19	0	1	-1	-5.00%	22	42	3			N M,SC	0		\$365.06	
Exc Award (06/30/2017)																		
38256	PIPESTONE	04/08/1980	Active	10	0	0	0	0.00%	10		9		2	R M,SC	11			
3109	PLUMAS	10/18/1957	Active	15	0	2	-2	-11.76%	17	45	1		11	M,VP,SC	13			
3110	PORTAGE LA PRAIRIE	09/27/1938	P- Active	8	5	0	5	166.67%	0		2			N M,SC	0			
35327	RAPID CITY & AREA	04/28/1978	Active	11	0	1	-1	-8.33%	13	9	0			M,VP,SC	0			
30554	RIVERS & AREA	04/24/1975	Active	15	0	1	-1	-6.25%	16	1	2		6	R M,VP,SC	1			
3114	ROSSBURN	09/29/1960	Active	14	2	0	2	16.67%	12		4		2	R M,SC	1		\$328.56	
Exc Award (06/30/2018)																		
39802	RUSSELL & AREA L C	04/30/1981	Active	20	0	0	0	0.00%	20		0			N M,SC	0		\$164.28	
Exc Award (06/30/2024)																		
41143	SANDY LAKE	04/28/1982	Active	21	3	0	3	16.67%	19		4		2	R M,SC	2			
3116	SHOAL LAKE	08/29/1951	Active	28	10	0	10	55.56%	18		1		2	M,VP,SC	0			
42157	SINCLAIR & AREA	01/31/1983	Active	13	0	0	0	0.00%	13		5		5	S,M,VP,SC	11			
42376	SOMERSET & AREA	03/31/1983	Active	15	0	0	0	0.00%	15		5		12	P,S,M,VP,SC	13			
44939	STONEWALL & DISTRICT	05/31/1985	Active	21	0	1	-1	-4.55%	21	35	0			N SC	1			
36965	STRATHCLAIR	04/30/1979	Active	6	0	0	0	0.00%	6		15		22	R M,SC	3			
46385	SWAN LAKE & AREA L C	06/25/1986	Active	12	0	1	-1	-7.69%	13	38	2		7	M,VP,SC	8			
3117	SWAN RIVER	06/22/1960	Active	37	1	0	1	2.78%	35		1			M,VP,SC	10			
Exc Award (06/30/2021)																		



## Club Health Assessment for District 5M 13 through January 2025

			Status	Membership							Reports					Finance	LCIF
Club Number	Club Name	Charter Date		Current Member Count	YTD Members Added	YTD Members Dropped	YTD Net Growth	YTD Net Growth%	Member Count 12 Months Ago	Avg. length of service for dropped members	Months Since Last MMR ***	Yrs. Since Last Officer Report	President Rotation	Vice President Reported ****	Months Since Last Activity Report ***	Account Balance	Donations for current Fiscal Year
			Number of times on status quo within last two years	If below 15 members appears				If net loss is greater than 20% appears			If no report in 3 months appears in	When more than one year appears in	Number of repeat terms	Notes the officers that do not have an active	If no report at 12 months appears in red		
43205	TEULON & AREA	12/05/1983	Active	13	0	0	0	0.00%	13		9		2	R	M,SC	4	
3119	THOMPSON	10/03/1968	Active	6	0	2	-2	-25.00%	8	8	1		5		M,VP,SC	3	
3120	VIRDEN	11/02/1956	Active	24	0	1	-1	-4.00%	28	18	0		4	R		0	\$71.17
44618	WARREN & DIST	02/25/1985	Active	13	0	0	0	0.00%	18		5		2		M,VP,SC	16	
3122	WASKADA	03/22/1966	Active	18	1	1	0	0.00%	19	27	3		2	R	M,SC	2	\$164.28
3123	WAWANESA	11/08/1956	Active	16	0	1	-1	-5.88%	16	3	3		2	R	M,SC	0	
Exc Award (06/30/2017, 06/30/2023)																	

Clubs Cancelled Previous Fiscal Year – Clubs Cancelled within last 12 months may be reinstated

Club Number	Club Name	Charter Date	Current Status*	Cancellation Date
44350	KELWOOD & AREA	11/19/1984	Cancelled(6*)	04/29/2024

Current Total Clubs Count	YTD New Clubs Count	YTD Cancelled Clubs Count	YTD Net Club Gain	Current Total Members Count	YTD Add	YTD Drop	YTD Net Growth	YTD Net Growth %	Member Count 12 Months Ago	Average Member Count Per Club	% of Clubs with less than 20 members	% No MMR in 3 Months	% No Officer Report in 12 Months	% of Clubs with balance 90+ days	Number of Clubs in Status Quo	% Status Quo Clubs in Financial Suspension	Number of Cancelled Clubs	Average Cancelled Club Age	Members Lost Due to Cancellation	% of Clubs Cancelled for Non-Financial Reasons
46	0	0	0	799	41	38	3	0.38%	801	17	65%	46%	2%	0%	0	0%	0	0	0	0%

\* - P - Priority Club. Cancellation Reasons: 1-Objectives/conduct, 2-Non-active club, 5-Non-existing club, 6-Disbanding, 7-Merger, 8-Financial Suspension, 9-District/Multiple District Dues.

\*\* - Abbreviation: P-President, S-Secretary, T-Treasurer, M-Member Chairperson, VP-First Vice President, MC-Communications Chairperson, SC-Service Chairperson

\*\*\* - Abbreviation: N/R - Never reported using the Lions Clubs website, N/A - Not applicable, No password registered for the Lions Clubs website.

\*\*\*\* - Abbreviation: N - New, IP - Immediate Past, R - Repeat.



# Club Health Assessment for District 5 SKN through January 2025

			Status	Membership							Reports					Finance	LCIF
Club Number	Club Name	Charter Date		Current Member Count	YTD Members Added	YTD Members Dropped	YTD Net Growth	YTD Net Growth%	Member Count 12 Months Ago	Avg. length of service members	Months Since Last MMR ***	Yrs. Since Last Officer Report	President Rotation	Vice President Reported ****	Months Since Last Activity Report ***	Account Balance	Donations for current Fiscal Year
			Number of times on status quo within last two years	If below 15 members appears			If net loss is greater than 20% appears				If no report in 3 months appears in	When more than one year appears in	Number of repeat terms	Notes the officers that do not have an active	If no report at 12 months red		
<b>Clubs less than two years old</b>																	
154177	Humboldt	05/22/2023	Active	33	5	4	1	3.13%	33	2	0		2	N	SC	7	
<b>Clubs more than two years old</b>																	
39850	BORDEN & DIST	05/08/1981	Active(1)	17	0	7	-7	-29.17%	24	11	3			R	M,SC	8	
3260	BREDENBURY	04/01/1971	Active	16	0	2	-2	-11.11%	18	20	4				M,VP,SC	24+	
3301	BRUNO	05/08/1952	Active	32	0	3	-3	-8.57%	35	4	0		3		P,VP,SC	1	
33298	BULYEA DISTRICT L C	02/14/1977	Active	16	0	0	0	0.00%	16		7		4	R	T,M,SC	24+	
3262	CANORA	02/09/1973	Active	1	0	0	0	0.00%	2		11		13		S,T,M,VP,SC	24+	
31915	CARROT RIVER	03/29/1976	Active	13	0	0	0	0.00%	13		56		4		P,M,VP,SC	24+	90+ Days
31914	CHRISTOPHER-EMMA LAKELAND L C	03/25/1976	Active	23	8	17	-9	-28.13%	35	20	2			N	M,VP,SC	2	
34938	CHURCHBRIDGE	01/31/1978	Active	27	0	0	0	0.00%	27		7		4		T,M,VP,SC	24+	
3302	COLONSAY	03/16/1971	Active	9	0	0	0	0.00%	10		7		2		P,T,M,VP,SC	24+	
3303	CUDWORTH	04/21/1965	Active(1)	10	0	0	0	0.00%	9		12		5		M,VP,SC	24+	
3266	CUPAR DISTRICT	06/03/1964	Active	13	0	0	0	0.00%	13		17		2		P,M,VP,SC	24+	
33075	DORINTOSH & DISTRICT	12/13/1976	Active	21	0	1	-1	-4.55%	21	20	0		3		M,VP,SC	0	
43852	ESTERHAZY	05/21/1984	Active	24	3	2	1	4.35%	24	5	0		2	R	SC	5	
38124	GOODSOIL & DISTRICT	03/14/1980	Active	9	0	1	-1	-10.00%	10	7	3			N	M,SC	0	
33167	HISTORIC BATTLEFORD	12/27/1976	Active	19	0	0	0	0.00%	19		10			N	M,VP,SC	19	
3304	HUDSON BAY	03/16/1954	Active	22	1	0	1	4.76%	22		2		3		M,VP,SC	24+	
40994	KELLIHER & DIST	03/22/1982	Active	13	0	0	0	0.00%	13		32		5		P,M,VP,SC	24+	
3307	KENASTON	04/26/1961	Active	29	0	0	0	0.00%	29		10		11	R	S,VP,SC	24+	90+ Days
3308	LAKE LENORE	04/14/1955	Active	33	0	0	0	0.00%	28		1			N	SC	10	\$665.55
Exc Award (06/30/2023)																	
3278	LANGENBURG DISTRICT L C	03/28/1968	Active	19	0	0	0	0.00%	19		81		None		P,T,M,VP,SC	24+	
3310	LANIGAN	11/10/1971	Active	10	0	0	0	0.00%	10		2		9		P,T,M,VP,SC	24+	





# Club Health Assessment for District 5 SKN through January 2025

Club Number	Club Name	Charter Date	Status	Membership							Reports					Finance	LCIF
				Current Member Count	YTD Members Added	YTD Members Dropped	YTD Net Growth	YTD Net Growth%	Member Count 12 Months Ago	Avg. length of service for dropped members	Months Since Last MMR ***	Yrs. Since Last Officer Report	President Rotation	Vice President Reported ****	Months Since Last Activity Report ***	Account Balance	Donations for current Fiscal Year
			Number of times on status quo within last two years	If below 15 members appears				If net loss is greater than 20% appears			If no report in 3 months appears in	When more than one year appears in	Number of repeat terms	Notes the officers that do not have an active	If no report at 12 months red		
3312	LLOYDMINSTER	12/14/1949	Active	34	5	1	4	13.33%	31	5	0			N	SC	0	
29200	MAC DOWALL & DISTRICT	04/16/1974	Active	22	2	0	2	10.00%	18		3		7	R	M,SC	2	
43457	MACNUTT & DIST	02/17/1984	Active	16	0	1	-1	-5.88%	18	1	3			N	T,SC	22	
33806	MAKWA & DISTRICT L C	04/30/1977	Active	15	0	1	-1	-6.25%	16	18	3			N	M,VP,SC	3	(\$201.12)
36682	MARTENSVILLE & DISTRICT L C	03/05/1979	Active	17	4	1	3	21.43%	14	39	1		7		M,VP,SC	24+	
3313	MEADOW LAKE	12/05/1962	Active	36	1	0	1	2.86%	35		2		2	R	SC	0	\$144.27
3283	MELVILLE	08/02/1968	Active	9	4	3	1	12.50%	5	17	1		None		P,M,VP,SC	0	
43459	MEOTA LAKESHORE	02/02/1984	Active	22	3	1	2	10.00%	20	20	3		5	R	P,T,M,VP,SC	24+	90+ Days
42050	MIDDLE LAKE	12/06/1982	Active	16	0	0	0	0.00%	16		10		11		P,T,M,VP,SC	14	
3316	NIPAWIN	06/22/1965	Active	15	0	0	0	0.00%	13		0		2		M,VP,SC	2	
3328	NORTH BATTLEFORD INC	02/16/1954	Active	12	0	0	0	0.00%	12		9			IP	P	0	
37662	PELLEY & DISTRICT L C	11/12/1979	Active	3	0	1	-1	-25.00%	4	5	4		None		P,M,VP,SC	24+	
3318	PREECEVILLE DISTRICT	02/28/1960	Active	13	0	0	0	0.00%	13		10		3	R	M,VP,SC	24+	
3319	PRINCE ALBERT	09/23/1947	Active	23	0	1	-1	-4.17%	24	43	1			N	SC	1	\$71.17
Exc Award (06/30/2024)																	
3291	RHEIN DISTRICT	12/27/1956	Active	16	0	0	0	0.00%	16		13			N	P,S,T,M,SC	24+	
3321	ROSTHERN	01/22/1957	Active	25	2	1	1	4.17%	25	9	0				M,VP,SC	1	90+ Days
3324	SASKATOON	03/24/1937	Active	43	3	5	-2	-4.44%	46	40	1		2	R		0	\$1,850.86
62158	SASKATOON MILLENNIUM	06/22/1999	Active	21	1	1	0	0.00%	21	16	3		2		VP,SC	8	\$722.85
33510	SHELL LAKE & DISTRICT L C	03/21/1977	Active(2)	22	1	4	-3	-12.00%	26	21	4		2	R	M,SC	24+	
3293	SOUTHEY DISTRICT L C	01/26/1965	Active	14	0	0	0	0.00%	14		19		2		M,VP,SC	24+	
3327	SPIRITWOOD	05/15/1963	Active	24	0	0	0	0.00%	22		9		3	R		2	
41145	SPRINGSIDE & DISTRICT	04/30/1982	Active	18	0	0	0	0.00%	18		11			N	M,SC	9	
3323	ST LOUIS	03/07/1968	Active	15	0	0	0	0.00%	15		11		2		M,VP,SC	24+	
3295	STRASBOURG	05/27/1957	Active	6	0	0	0	0.00%	7		9			IP	SC	24+	



## Club Health Assessment for District 5 SKN through January 2025

			Status	Membership							Reports					Finance	LCIF	
Club Number	Club Name	Charter Date		Current Member Count	YTD Members Added	YTD Members Dropped	YTD Net Growth	YTD Net Growth%	Member Count 12 Months Ago	Avg. length of service for dropped members	Months Since Last MMR ***	Yrs. Since Last Officer Report	President Rotation	Vice President Reported ****	Months Since Last Activity Report ***	Account Balance	Donations for current Fiscal Year	
			Number of times on status quo within last two years	If below 15 members appears				If net loss is greater than 20% appears			If no report in 3 months appears in	When more than one year appears in	Number of repeat terms	Notes the officers that do not have an active	If no report at 12 months appears in red			
3329	TISDALE	12/11/1947	Active	22	9	8	1	4.76%	20	17	2			N	M,SC	24+	90+ Days	
3330	TURTLEFORD & DISTRICT	04/16/1970	Active	23	0	0	0	0.00%	25		10			N	P,M,SC	0		(\$80.45)
3331	UNITY	03/20/1946	Active	19	2	3	-1	-5.00%	20	36	1				M,VP,SC	2		\$492.84
3334	WADENA DISTRICT	04/29/1966	Active	7	0	1	-1	-12.50%	7	0	4		2	R	M	14		
3333	WAKAW	04/06/1950	Active	16	0	0	0	0.00%	16		11			R	M,VP,SC	8		
45564	WILLOWBROOK & DISTRICT	12/31/1985	Active	16	0	0	0	0.00%	16		0		7	R	P,M,SC	0		
3299	YORKTON	06/28/1948	Active	43	0	2	-2	-4.44%	49	1	5		2	N	M,SC	23		

Clubs Cancelled Previous Fiscal Year – Clubs Cancelled within last 12 months may be reinstated

Club Number	Club Name	Charter Date	Current Status*	Cancellation Date
32881	DUNDURN	10/18/1976	Cancelled(8*)	06/29/2024

Current Total Clubs Count	YTD New Clubs Count	YTD Cancelled Clubs Count	YTD Net Club Gain	Current Total Members Count	YTD Add	YTD Drop	YTD Net Growth	YTD Net Growth %	Member Count 12 Months Ago	Average Member Count Per Club	% of Clubs with less than 20 members	% No MMR in 3 Months	% No Officer Report in 12 Months	% of Clubs with balance 90+ days	Number of Clubs in Status Quo	% Status Quo Clubs in Financial Suspension	Number of Cancelled Clubs	Average Cancelled Club Age	Members Lost Due to Cancellation	% of Clubs Cancelled for Non-Financial Reasons
53	0	0	0	1,012	54	72	-18	-1.75%	1,032	19	58%	64%	0%	9%	0	0%	0	0	0	0%

\* - P - Priority Club. Cancellation Reasons: 1-Objectives/conduct, 2-Non-active club, 5-Non-existing club, 6-Disbanding, 7-Merger, 8-Financial Suspension, 9-District/Multiple District Dues.

\*\* - Abbreviation: P-President, S-Secretary, T-Treasurer, M-Member Chairperson, VP-First Vice President, MC-Communications Chairperson, SC-Service Chairperson

\*\*\* - Abbreviation: N/R - Never reported using the Lions Clubs website, N/A - Not applicable, No password registered for the Lions Clubs website.

\*\*\*\* - Abbreviation: N - New, IP - Immediate Past, R - Repeat.




# Club Health Assessment for District 5 SKS through January 2025

			Status	Membership							Reports					Finance	LCIF
Club Number	Club Name	Charter Date		Current Member Count	YTD Members Added	YTD Members Dropped	YTD Net Growth	YTD Net Growth%	Member Count 12 Months Ago	Avg. length of service members	Months Since Last MMR ***	Yrs. Since Last Officer Report	President Rotation	Vice President Reported ****	Months Since Last Activity Report ***	Account Balance	Donations for current Fiscal Year
			Number of times on status quo within last two years	If below 15 members appears						If net loss is greater than 20% appears	If no report in 3 months appears in	When more than one year appears in	Number of repeat terms	Notes the officers that do not have an active	If no report at 12 months red		
<b>Clubs less than two years old</b>																	
158089	White City Emerald Park District	05/31/2024	Active	25	12	11	1	4.17%	0	1	0		2	N	M,SC	N/A	
<b>Clubs more than two years old</b>																	
43458	ALIDA & DISTRICT	02/29/1984	Active	12	0	0	0	0.00%	12		8		2		P,M,VP,SC	10	
3257	AVONLEA DISTRICT	02/20/1966	Active	19	0	0	0	0.00%	19		14				P,S,M,VP,SC	13	
3258	BALCARRES AND DISTRICT	11/30/1954	Active	42	3	2	1	2.44%	42	39	0				M,VP,SC	3	
36196	BATEMAN	11/14/1978	Active	15	0	2	-2	-11.76%	17	4	1		2		S,M,VP,SC	24+	
39126	BETHUNE & DISTRICT L C	12/29/1980	Active	10	0	1	-1	-9.09%	11	7	1		2	R	SC	12	
3259	BIENFAIT	03/30/1972	Active	13	2	2	0	0.00%	12	26	0		2	R	SC	0	
3261	BROADVIEW DISTRICT L C	11/02/1967	Active	19	6	1	5	35.71%	14	1	1		None	N	P,M,SC	0	
115598	BURSTALL BORDERTOWN	11/21/2011	Active	16	1	1	0	0.00%	17	1	2			N	SC	9	
3340	BURSTALL DISTRICT L C	04/01/1965	Active	18	1	0	1	5.88%	17		1			N	SC	0	
3341	CABRI DISTRICT	01/21/1959	Active	30	3	1	2	7.14%	27	7	0			N	SC	2	\$435.38
3263	CARLYLE DISTRICT L C	10/31/1963	Active	32	0	3	-3	-8.57%	31	24	1			N	M,SC	1	
Exc Award (06/30/2017, 06/30/2024)																	
3264	CARNDUFF DIST	05/04/1961	Active	7	0	0	0	0.00%	7		4		2		T,M,VP,SC	24+	
3265	CEYLON	10/15/1970	Active	22	0	0	0	0.00%	20		9				M,VP,SC	10	
30145	CLIMAX	01/28/1975	Active	18	1	0	1	5.88%	17		0		3		M,VP,SC	1	
3344	CRAIK DISTRICT L C	05/10/1965	Active(2)	5	0	0	0	0.00%	5		18		5		M,VP,SC	24+	
3345	DODSLAND DISTRICT	11/09/1955	Active	30	0	0	0	0.00%	30		12		2		P,M,VP,SC	15	
3346	EATONIA	03/30/1954	Active	24	0	0	0	0.00%	24		0			N	P,M,VP,SC	0	
3347	ELROSE	03/26/1954	Active	42	1	0	1	2.44%	42		2			N	P,M,VP,SC	3	
146553	Elrose Lioness	06/17/2021	Active	13	1	1	0	0.00%	13	2	0		3		M,VP,SC	2	
3267	ESTEVAN	05/27/1957	Active	17	5	1	4	30.77%	13	8	3		2		M,VP,SC	12	
3349	ESTON	08/14/1947	Active	27	1	1	0	0.00%	27	9	1			N	M,SC	13	\$1,040.76



# Club Health Assessment for District 5 SKS through January 2025

			Status	Membership							Reports					Finance	LCIF	
Club Number	Club Name	Charter Date		Current Member Count	YTD Members Added	YTD Members Dropped	YTD Net Growth	YTD Net Growth%	Member Count 12 Months Ago	Avg. length of service for dropped members	Months Since Last MMR ***	Yrs. Since Last Officer Report	President Rotation	Vice President Reported ****	Months Since Last Activity Report ***	Account Balance	Donations for current Fiscal Year	
			Number of times on status quo within last two years	If below 15 members appears				If net loss is greater than 20% appears			If no report in 3 months appears in	When more than one year appears in	Number of repeat terms		Notes the officers that do not have an active	If no report at 12 months appears in red		
57026	ESTON 95	06/12/1995	Active	47	4	0	4	9.30%	45		0			N	M,SC	0		
3268	FILLMORE DIST	04/05/1961	Active	10	0	1	-1	-9.09%	11	44	5			N	M,SC	0		
3270	FORT QUAPPELLE DISTRICT	09/26/1961	Active	39	1	3	-2	-4.88%	42	6	2			N	M,SC	1		\$359.72
	Exc Award (06/30/2024)																	
38260	GAINSBOROUGH & DIST L C	04/28/1980	Active	15	0	0	0	0.00%	15		0		3		P,T,M,VP,SC	24+		
34616	GLEN BAIN	11/29/1977	Active	8	2	0	2	33.33%	7		1		12		S,M,VP,SC	14		
3272	GLENAVON	03/30/1966	Active	12	0	0	0	0.00%	12		9			N	P,M,VP,SC	18		
3350	GRAVELBOURG	05/19/1947	Active	11	0	1	-1	-8.33%	12	3	0		11		M,VP,SC	24+		
107963	GRENFELL AND DISTRICT	04/02/2010	Active	16	0	2	-2	-11.11%	18	5	0				M,VP,SC	24+		
3351	HARRIS	03/13/1968	Active	25	0	0	0	0.00%	25		8			N	P,S,SC	7		
31731	HAZLET	02/16/1976	Active	30	1	3	-2	-6.25%	32	6	1		8	R	M,VP,SC	1		
37775	INDIAN HEAD & DISTRICT	12/10/1979	Active	12	0	1	-1	-7.69%	13	5	0		2		M,VP,SC	24+		
95603	KATEPWA & DISTRICT	02/27/2006	Active	32	0	0	0	0.00%	28		0				VP,SC	1		\$517.18
3355	KINCAID	11/10/1958	Active	6	0	0	0	0.00%	6		33		12		M,VP,SC	24+		
3276	KIPLING DISTRICT	10/25/1963	Active	23	0	0	0	0.00%	23		11		4		M,VP,SC	1		
3356	LAFLECHE DISTRICT L C	04/25/1966	Active	14	0	0	0	0.00%	14		19		4		M,VP,SC	24+		
3277	LAMPMAN DISTRICT	04/07/1963	Active	18	2	0	2	12.50%	18		1			R		0		
3357	LEADER	12/07/1959	Active	18	0	1	-1	-5.26%	20	10	1			N	SC	0		
56922	LEADER RIVER HILLS	05/03/1995	Active	14	2	1	1	7.69%	15	4	2			N	M,SC	4		
3279	LEMBERG DISTRICT L C	03/14/1967	Active	16	1	0	1	6.67%	15		2			N	T,VP,SC	0		
3358	LOREBURN DISTRICT	04/20/1959	Active	12	0	0	0	0.00%	12		7		4		M,VP,SC	1		
3281	LUMSDEN DIST	03/11/1961	Active	33	3	2	1	3.13%	32	30	2		4	R	SC	0		
3359	MANKOTA DISTRICT	10/23/1963	Active	17	0	0	0	0.00%	17		9				M,VP,SC	24+		
36549	MANTARIO	02/26/1979	Active	12	0	0	0	0.00%	14		1				M,VP,SC	0		
3282	MARYFIELD DISTRICT L C	04/01/1968	Active	16	2	0	2	14.29%	14		0		3	N		0		\$711.68



# Club Health Assessment for District 5 SKS through January 2025

			Status	Membership							Reports					Finance	LCIF				
Club Number	Club Name	Charter Date		Current Member Count	YTD Members Added	YTD Members Dropped	YTD Net Growth	YTD Net Growth%	Member Count 12 Months Ago	Avg. length of service for dropped members	Months Since Last MMR ***	Yrs. Since Last Officer Report	President Rotation	Vice President Reported ****	Months Since Last Activity Report ***	Account Balance	Donations for current Fiscal Year				
			Number of times on status quo within last two years	If below 15 members appears					If net loss is greater than 20% appears						If no report in 3 months appears in	When more than one year appears in	Number of repeat terms	Notes the officers that do not have an active red	If no report at 12 months appears in red		
Exc Award (06/30/2021)																					
3284	MONTMARTRE DIST	02/12/1964	Active	12	0	0	0	0.00%	12		24		8	M,VP,SC	24+						
36864	MOOSE JAW EARLY BIRD	04/09/1979	Active	5	0	0	0	0.00%	6		7		2	M,VP,SC	24+						
108228	MOOSE MOUNTAIN	04/28/2010	Active	11	0	1	-1	-8.33%	12	1	0		2	P,T,M,VP,SC	0						
3285	NEUDORF	05/03/1971	Active	9	1	1	0	0.00%	6	1	0			N VP,SC	1						
3286	OXBOW DISTRICT	04/14/1959	Active	21	0	4	-4	-16.00%	25	43	3			P,T,M,VP,SC	8						
31732	PIAPOT	02/16/1976	Active	30	3	2	1	3.45%	28	27	0			M,VP,SC	1						
45654	PILOT BUTTE & DIST L C	01/27/1986	Active	15	2	0	2	15.38%	16		3		3	R M,SC	2						
31916	QU'APPELLE DISTRICT L C	03/26/1976	Active(1)	9	0	0	0	0.00%	11		8		None	P,M,VP,SC	11						
109574	REDVERS AND DISTRICT	11/08/2010	Active	14	0	0	0	0.00%	14		10		3	S,M,VP,SC	24+						
3290	REGINA 35	10/01/1967	Active	23	0	3	-3	-11.54%	28	12	1		None	N P,SC	13						
36681	REGINA BEACH	03/21/1979	Active	36	1	1	0	0.00%	35	2	3		2	R SC	0			\$145.33			
Exc Award (06/30/2024)																					
3287	REGINA CENTRAL	01/28/1929	Active	5	0	0	0	0.00%	5		5		6	M,VP,SC	13						
3288	REGINA LAKESIDE	03/05/1956	Active	32	0	1	-1	-3.03%	36	41	0			N SC	0			\$1,103.03			
43712	RICHMOUND	04/30/1984	Active	20	5	0	5	33.33%	17		0			N M,SC	0						
3362	RIVERHURST	11/28/1967	Active	16	0	0	0	0.00%	16		1		2	N M,SC	24+						
3363	ROSETOWN	03/03/1946	Active	14	0	3	-3	-17.65%	15	19	1			M,VP,SC	1						
3365	SOVEREIGN	11/15/1967	Active	21	1	5	-4	-16.00%	24	18	2		5	M,VP,SC	2	90+ Days					
3296	STOUGHTON	03/28/1967	Active	15	0	0	0	0.00%	15		1		3	N SC	1						
3366	SWIFT CURRENT	12/12/1946	Active	19	0	2	-2	-9.52%	21	37	1		8	M,VP,SC	14						
34617	TUGASKE	11/09/1977	Active	12	0	0	0	0.00%	12		0			M,VP,SC	24+						
43208	VAL MARIE	12/14/1983	Active	19	0	0	0	0.00%	19		26		11	P,M,VP,SC	24+						
3297	WAWOTA DISTRICT L C	04/05/1965	Active	32	0	0	0	0.00%	32		3			T,M,VP,SC	1						
28007	WINDTHORST DISTRICT	02/13/1974	Active	20	0	0	0	0.00%	20		22		8	M,VP,SC	0						



## Club Health Assessment for District 5 SKS through January 2025

			Status							Membership					Reports					Finance		LCIF
Club Number	Club Name	Charter Date		Current Member Count	YTD Members Added	YTD Members Dropped	YTD Net Growth	YTD Net Growth%	Member Count 12 Months Ago	Avg. length of service for dropped members	Months Since Last MMR ***	Yrs. Since Last Officer Report	President Rotation	Vice President Reported ****	Months Since Last Activity Report ***	Account Balance	Donations for current Fiscal Year					
			Number of times on status quo within last two years	If below 15 members appears				If net loss is greater than 20% appears			If no report in 3 months appears in	When more than one year appears in	Number of repeat terms	Notes the officers that do not have an active	If no report at 12 months appears in red							
3369	WISETON	12/11/1968	Active	16	0	0	0	0.00%	16		21			P,M,VP,SC	14							
3298	WOLSELEY	03/14/1952	Active	20	0	0	0	0.00%	19		2		2	N	M,VP,SC	1						
Current Total Clubs Count	YTD New Clubs Count	YTD Cancelled Clubs Count	YTD Net Club Gain	Current Total Members Count	YTD Add	YTD Drop	YTD Net Growth	YTD Net Growth %	Member Count 12 Months Ago	Average Member Count Per Club	% of Clubs with less than 20 members	% No MMR in 3 Months	% No Officer Report in 12 Months	% of Clubs with balance 90+ days	Number of Clubs in Status Quo	% Status Quo Clubs in Financial Suspension	Number of Cancelled Clubs	Average Cancelled Club Age	Members Lost Due to Cancellation	% of Clubs Cancelled for Non-Financial Reasons		
71	0	0	0	1,358	68	65	3	0.22%	1,337	19	63%	38%	0%	1%	0	0%	0	0	0	0%		

\* - P - Priority Club. Cancellation Reasons: 1-Objectives/conduct, 2-Non-active club, 5-Non-existing club, 6-Disbanding, 7-Merger, 8-Financial Suspension, 9-District/Multiple District Dues.

\*\* - Abbreviation: P-President, S-Secretary, T-Treasurer, M-Member Chairperson, VP-First Vice President, MC-Communications Chairperson, SC-Service Chairperson

\*\*\* - Abbreviation: N/R - Never reported using the Lions Clubs website, N/A - Not applicable, No password registered for the Lions Clubs website.

\*\*\*\* - Abbreviation: N - New, IP - Immediate Past, R - Repeat.



# Club Health Assessment for District 19 I through January 2025

			Status	Membership							Reports					Finance		LCIF
Club Number	Club Name	Charter Date		Current Member Count	YTD Members Added	YTD Members Dropped	YTD Net Growth	YTD Net Growth%	Member Count 12 Months Ago	Avg. length of service for dropped members	Months Since Last MMR ***	Yrs. Since Last Officer Report	President Rotation	Vice President Reported ****	Months Since Last Activity Report ***	Account Balance	Donations for current Fiscal Year	
			Number of times on status quo within last two years	If below 15 members appears				If net loss is greater than 20% appears			If no report in 3 months appears in	When more than one year appears in	Number of repeat terms	Notes the officers that do not have an active	If no report at 12 months appears in red			
Clubs more than two years old																		
7740	100 MILE HOUSE	12/07/1955	Active	29	0	0	0	0.00%	28		5			N	M,SC	8	\$179.86	
39523	108 MILE RANCH	03/06/1981	Active	17	4	6	-2	-10.53%	16	2	0			N	SC	0		
41154	ARMSTRONG	04/08/1982	Active	22	2	1	1	4.76%	18	1	3		2	R	T,M,SC	1		
Exc Award (06/30/2020)																		
7730	ASHCROFT + DISTRICT	02/28/1951	Active	20	5	1	4	25.00%	13	2	0			IP	SC	0		
7731	BARRIERE	12/06/1967	Active	28	2	0	2	7.69%	19		1			N	SC	10		
7808	BEAVER VALLEY L C	06/02/1971	Active	8	0	0	0	0.00%	8		2		3	R	M,SC	4		
Exc Award (06/30/2023)																		
7734	CHASE	11/20/1967	Active	11	0	4	-4	-26.67%	18	2	2				M,VP,SC	1		
Exc Award (06/30/2021)																		
7811	CRANBROOK	12/08/1947	Active	18	1	1	0	0.00%	18	1	3				M,VP,SC	3		
Exc Award (06/30/2023)																		
7812	CRESTON	10/24/1939	Active	25	5	6	-1	-3.85%	26	3	0			N	M,SC	1	\$2,661.15	
Exc Award (06/30/2023, 06/30/2024)																		
7813	ELKFORD	01/04/1972	Active	26	2	0	2	8.33%	24		3			R	M,SC	12		
Exc Award (06/30/2023)																		
7738	ENDERBY & DISTRICT	08/26/1947	Active	63	0	5	-5	-7.35%	69	7	0		2	R	SC	0	\$730.13	
Exc Award (06/30/2023)																		
62709	FAIRMONT	01/12/2000	Active	27	0	1	-1	-3.57%	27	2	5			N		1	\$730.14	
Exc Award (06/30/2023)																		
7814	FERNIE	06/18/1969	Active	26	3	2	1	4.00%	25	22	0		12	N	M,SC	0		
7815	GOLDEN DISTRICT	05/01/1956	Active	9	0	0	0	0.00%	10		9				S,M,VP,SC	1	\$35.97	
40604	KAMLOOPS ABERDEEN	12/28/1981	Active	24	2	0	2	9.09%	23		0			N	M,SC	1		
7733	KAMLOOPS BROCK CENTRAL L C	11/01/1971	Active	23	0	1	-1	-4.17%	25	44	0		2	N	M,SC	2		
50900	KAMLOOPS PADDLEWHEELERS	08/30/1990	Active	26	0	1	-1	-3.70%	27	4	2		2	N		1	\$1,483.22	
Exc Award (06/30/2024)																		



# Club Health Assessment for District 19 I through January 2025

Club Number	Club Name	Charter Date	Status	Membership							Reports					Finance	LCIF
				Current Member Count	YTD Members Added	YTD Members Dropped	YTD Net Growth	YTD Net Growth%	Member Count 12 Months Ago	Avg. length of service members	Months Since Last MMR ***	Yrs. Since Last Officer Report	President Rotation	Vice President Reported ****	Months Since Last Activity Report ***	Account Balance	Donations for current Fiscal Year
			Number of times on status quo within last two years	If below 15 members appears				If net loss is greater than 20% appears			If no report in 3 months appears in	When more than one year appears in	Number of repeat terms	Notes the officers that do not have an active	If no report at 12 months appears in red		
33420	KELOWNA OKANAGAN MISSION	03/14/1977	Active	16	2	3	-1	-5.88%	17	44	1		2	R	M,SC	0	\$215.83
36969	KOOTENAY LAKE LC	04/27/1979	Active	30	1	0	1	3.45%	29		6		2	R	SC	0	\$208.15
	Exc Award (06/30/2023)																
33828	KOOTENAY-SLOCAN L C	05/12/1977	Active(1)	7	0	0	0	0.00%	7		3		4		M,VP,SC	24+	
7768	LAKE COUNTRY WINFIELD	03/28/1968	Active	26	3	0	3	13.04%	21		3				M,VP	0	\$365.07
7818	LAKE WINDERMERE DISTRICT	10/25/1951	Active	42	0	0	0	0.00%	44		8		2	N	S,SC	0	\$74.16
	Exc Award (06/30/2023)																
7745	LOGAN LAKE	06/14/1973	Active	25	0	7	-7	-21.88%	30	4	0				VP,SC	4	90+ Days
7746	LUMBY	09/05/1947	Active	20	2	4	-2	-9.09%	22	7	1				M,VP,SC	1	
7817	MARK CREEK	09/25/1947	Active(1)	30	0	0	0	0.00%	32		1		4	R	M,SC	16	
	Exc Award (06/30/2023)																
43610	MIDWAY GREENWOOD KETTLE RIVER	03/26/1984	Active(2)	22	2	3	-1	-4.35%	23	9	0		2	N		0	
7820	NELSON	07/26/1945	Active	22	1	2	-1	-4.35%	24	13	0		2	R	M,SC	0	\$164.28
	Exc Award (06/30/2020, 06/30/2023)																
7750	NORTH KAMLOOPS	12/30/1953	Active	18	0	0	0	0.00%	19		6			N	VP	1	
	Exc Award (06/30/2023)																
31919	NORTH SHUSWAP L C	03/18/1976	Active	18	2	4	-2	-10.00%	22	3	2		3	R	SC	6	
37785	O K FALLS	12/31/1979	Active	15	1	0	1	7.14%	15		2				M,VP,SC	0	\$173.46
36694	OLIVER	03/05/1979	Active	12	0	0	0	0.00%	13		2		2	R	M,SC	0	
40605	PEACHLAND	12/28/1981	Active(1)	22	2	1	1	4.76%	21	9	4		2	R	SC	0	
7755	PENTICTON	08/10/1949	Active	22	0	0	0	0.00%	23		2		7	N	SC	0	
7757	PRINCE GEORGE SPRUCE CITY	11/02/1965	Active	11	0	2	-2	-15.38%	13	13	0		4		M,VP,SC	10	
7759	QUESNEL	08/05/1949	Active	29	0	2	-2	-6.45%	31	3	1		4	R	P,VP,SC	24+	
31792	ROSSLAND GOLDEN CITY LIONS SOCIETY	03/03/1976	Active	27	3	2	1	3.85%	26	2	3		2	R		4	90+ Days
	Exc Award (06/30/2023)																





## Club Health Assessment for District 19 I through January 2025

Club Number	Club Name	Charter Date	Status	Membership							Reports					Finance	LCIF
				Current Member Count	YTD Members Added	YTD Members Dropped	YTD Net Growth	YTD Net Growth%	Member Count 12 Months Ago	Avg. length of service for dropped members	Months Since Last MMR ***	Yrs. Since Last Officer Report	President Rotation	Vice President Reported ****	Months Since Last Activity Report ***	Account Balance	Donations for current Fiscal Year
			Number of times on status quo within last two years	If below 15 members appears				If net loss is greater than 20% appears			If no report in 3 months appears	When more than one year appears in	Number of repeat terms	Notes the officers that do not have an active	If no report at 12 months red		
7821	SALMO	04/24/1963	Active	13	4	1	3	30.00%	13	2	1			M,VP,SC	8		
	Exc Award (06/30/2023)																
7822	SAND CREEK	10/06/1958	Active	17	0	0	0	0.00%	13		1		N	M,SC	3		
7763	SORRENTO	03/07/1973	Active	24	0	1	-1	-4.00%	24	12	3		3	N	SC	6	
7823	SPARWOOD	12/10/1971	Active	24	2	1	1	4.35%	23	1	0		3	R	SC	3	\$215.83
	Exc Award (06/30/2023)																
7764	VALEMOUNT	04/01/1970	Active	13	4	0	4	44.44%	9		5			T,M,VP,SC	24+		
7765	VERNON	11/06/1945	Active	36	7	8	-1	-2.70%	33	6	0		2	M,VP	0	90+ Days	
	Exc Award (06/30/2023, 06/30/2024)																
32679	WASA B C	08/17/1976	Active	19	3	3	0	0.00%	19	15	0		2	N	M	11	
7766	WESTBANK	05/10/1967	Active	15	0	2	-2	-11.76%	18	7	1		2	R	SC	1	
7767	WILLIAMS LAKE	10/20/1965	Active	20	3	3	0	0.00%	19	2	0		6	R	P,M,SC	0	

Clubs Cancelled Previous Fiscal Year – Clubs Cancelled within last 12 months may be reinstated

Club Number	Club Name	Charter Date	Current Status*	Cancellation Date
56449	FOREST GROVE 94	01/20/1995	Cancelled(6*)	06/29/2024
39137	TRAIL	12/31/1980	Cancelled(6*)	07/29/2023

Current Total Clubs Count	YTD New Clubs Count	YTD Cancelled Clubs Count	YTD Net Club Gain	Current Total Members Count	YTD YTD Add Drop	YTD Net Growth	YTD Net Growth %	Member Count 12 Months Ago	Average Member Count Per Club	% of Clubs with less than 20 members	% No MMR in 3 Months	% No Officer Report in 12 Months	% of Clubs with balance 90+ days	Number of Clubs in Status Quo	% Status Quo Clubs in Financial Suspension	Number of Cancelled Clubs	Average Cancelled Club Age	Members Lost Due to Cancellation	% of Clubs Cancelled for Non-Financial Reasons
45	0	0	0	997	68 78	-10	-0.99%	997	22	38%	33%	0%	7%	0	0%	0	0	0	0%

\* - P - Priority Club. Cancellation Reasons: 1-Objectives/conduct, 2-Non-active club, 5-Non-existing club, 6-Disbanding, 7-Merger, 8-Financial Suspension, 9-District/Multiple District Dues.

\*\* - Abbreviation: P-President, S-Secretary, T-Treasurer, M-Member Chairperson, VP-First Vice President, MC-Communications Chairperson, SC-Service Chairperson

\*\*\* - Abbreviation: N/R - Never reported using the Lions Clubs website, N/A - Not applicable, No password registered for the Lions Clubs website.

\*\*\*\* - Abbreviation: N - New, IP - Immediate Past, R - Repeat.




# Club Health Assessment for District 19 L through January 2025

			Status	Membership							Reports					Finance	LCIF
Club Number	Club Name	Charter Date		Current Member Count	YTD Members Added	YTD Members Dropped	YTD Net Growth	YTD Net Growth%	Member Count 12 Months Ago	Avg. length of service for dropped members	Months Since Last MMR ***	Yrs. Since Last Officer Report	President Rotation	Vice President Reported ****	Months Since Last Activity Report ***	Account Balance	Donations for current Fiscal Year
			Number of times on status quo within last two years	If below 15 members appears				If net loss is greater than 20% appears			If no report in 3 months appears in	When more than one year appears in	Number of repeat terms	Notes the officers that do not have an active	If no report at 12 months red		
Clubs less than two years old																	
172669	Masset Haida	06/26/2024	Status Quo(1)	11	0	9	-9	-45.00%	0	1	3		2	R	S,T,M,SC	N/R	90+ Days
156294	Vancouver Milestone	10/03/2023	Active	7	1	9	-8	-53.33%	21	1	1		2		VP	6	
156292	Vancouver Regency	10/03/2023	Active(1)	23	3	0	3	15.00%	20		4		2	N	SC	7	
172672	Vancouver Unity	06/26/2024	Cancelled(8*)	0	0	20	-20	-100.00%	0	1	7		None		P,S,T,M,VP SC	N/A	90+ Days
Clubs more than two years old																	
7967	ALBERNI VALLEY	07/13/1955	Active	16	0	0	0	0.00%	16		4		2		M,VP,SC	1	
Exc Award (06/30/2018)																	
30344	AMBLESIDE-TIDDLYCOVE	03/11/1975	Active	19	0	1	-1	-5.00%	18	4	0			R	SC	10	
Exc Award (06/30/2024)																	
32069	BAYNES SOUND L C	04/20/1976	Active	13	1	5	-4	-23.53%	16	5	0		8	N	M,SC	24+	
38432	BLACK CREEK	05/01/1980	Active	18	0	0	0	0.00%	18		6		16	R	SC	6	
7575	BURNABY HOST	12/01/1944	Active(1)	8	0	0	0	0.00%	8		8				T,M,VP,SC	13	
47284	BURNABY LOUGHEED	04/30/1987	Active	25	1	1	0	0.00%	25	19	2			N	M,SC	3	
Exc Award (06/30/2016)																	
36562	CEDAR	02/12/1979	Active	12	2	2	0	0.00%	13	8	1		4	N	T,SC	9	
7989	CENTRAL SAANICH	03/20/1969	Active	52	11	3	8	18.18%	43	2	0		2	R	SC	0	
Exc Award (06/30/2024)																	
7970	COMOX VALLEY L C	11/07/1966	Active	18	1	0	1	5.88%	16		2			R	M,SC	0	
55177	COMOX VALLEY MONARCH	12/20/1993	Active	10	1	2	-1	-9.09%	13	42	2		2	R	M,SC	0	\$87.61
30230	COWICHAN LAKE	02/07/1975	Active	15	0	3	-3	-16.67%	17	4	4		2		M,VP,SC	0	
7971	DUNCAN	04/22/1958	Active	19	0	1	-1	-5.00%	21	41	4			N	M,SC	0	\$2,081.53
7972	ESQUIMALT	05/04/1951	Active	36	0	0	0	0.00%	38		6			N		8	
Exc Award (06/30/2022)																	
30346	GABRIOLA ISLAND	03/11/1975	Active(1)	40	4	2	2	5.26%	38	19	0		2		VP	0	
Exc Award (06/30/2021)																	
7973	GALIANO ISLAND	12/07/1972	Active	23	3	5	-2	-8.00%	29	10	1		None		P,M,VP,SC	24+	



# Club Health Assessment for District 19 L through January 2025

			Status	Membership						Reports					Finance		LCIF	
Club Number	Club Name	Charter Date		Current Member Count	YTD Members Added	YTD Members Dropped	YTD Net Growth	YTD Net Growth%	Member Count 12 Months Ago	Avg. length of service for dropped members	Months Since Last MMR ***	Yrs. Since Last Officer Report	President Rotation	Vice President Reported ****	Months Since Last Activity Report ***	Account Balance	Donations for current Fiscal Year	
			Number of times on status quo within last two years	If below 15 members appears			If net loss is greater than 20% appears				If no report in 3 months appears in	When more than one year appears in	Number of repeat terms		Notes the officers that do not have an active	If no report at 12 months appears in red		
7577	GIBSONS	06/30/1972	Active	13	3	0	3	30.00%	10		2			IP	M,SC	4	90+ Days	\$307.52
7974	GOLD RIVER	02/16/1967	Active	5	0	0	0	0.00%	5		7		4		M,VP,SC	1		
7578	GRANISLE	06/12/1968	Active	12	1	0	1	9.09%	15		4		9		M,VP,SC	24+		
7976	LADYSMITH	08/21/1941	Active	18	0	0	0	0.00%	17		0				VP,SC	0		
7583	LYNN VALLEY L C	10/27/1970	Active	35	0	4	-4	-10.26%	42	5	3		9	R	SC	3		
7978	MALAHAT L C	12/17/1969	Active	19	0	1	-1	-5.00%	21	2	2			N	S,SC	0		
7979	MALCOLM ISLAND L C	11/21/1973	Active	16	0	0	0	0.00%	18		8		15		P,T,M,VP,SC	9		
7980	MAYNE ISLAND	11/12/1971	Active	40	7	8	-1	-2.44%	41	5	0				T,M,VP,SC	24+		
39139	MILL BAY	12/31/1980	Active	15	0	1	-1	-6.25%	16	27	4		2	R	SC	1		
7585	MT SEYMOUR L C	02/01/1966	Active	17	0	0	0	0.00%	16		4		10	N	SC	8		
7981	NANAIMO	12/10/1946	Active	22	1	1	0	0.00%	21	49	0			N	SC	0	\$1,079.17	
Exc Award (06/30/2016, 06/30/2018)																		
43862	NANAIMO HUB CITY	05/17/1984	Active	12	0	0	0	0.00%	12		9			R	P,T,M,SC	20		
35161	NANOOSE BAY L C	03/29/1978	Active	15	0	1	-1	-6.25%	16	13	4		2	R	SC	10		
Exc Award (06/30/2024)																		
62326	NORTH VANCOUVER DEEP COVE	08/30/1999	Active	24	0	0	0	0.00%	23		9			N	SC	1	\$277.54	
Exc Award (06/30/2016, 06/30/2018, 06/30/20)																		
7983	PARKSVILLE	11/18/1969	Active	11	0	5	-5	-31.25%	18	5	1			N	M,VP,SC	0		
7590	PEMBERTON	12/12/1965	Active	28	0	0	0	0.00%	29		4			N	VP,SC	10		
Exc Award (06/30/2018, 06/30/2020)																		
7984	PENDER ISLANDS	05/25/1973	Active	13	0	0	0	0.00%	13		9		3	N	M,SC	11		
7985	PORT ALICE	09/01/1966	Active(1)	14	0	2	-2	-12.50%	17	3	5		5		T,M,VP,SC	9		
7986	PORT HARDY	08/17/1966	Active	12	1	3	-2	-14.29%	14	6	0				M,VP,SC	9		
7987	PORT MC NEILL	04/04/1967	Active	22	16	0	16	266.67%	6		1			N	M,SC	4	90+ Days	
7594	PRINCE RUPERT	05/02/1963	Active	24	1	1	0	0.00%	24	2	2		2	N	VP,SC	24+	\$248.43	
Exc Award (06/30/2018)																		



# Club Health Assessment for District 19 L through January 2025

			Status	Membership							Reports					Finance		LCIF
Club Number	Club Name	Charter Date		Current Member Count	YTD Members Added	YTD Members Dropped	YTD Net Growth	YTD Net Growth%	Member Count 12 Months Ago	Avg. length of service for dropped members	Months Since Last MMR ***	Yrs. Since Last Officer Report	President Rotation	Vice President Reported ****	Months Since Last Activity Report ***	Account Balance	Donations for current Fiscal Year	
			Number of times on status quo within last two years	If below 15 members appears				If net loss is greater than 20% appears			If no report in 3 months appears in	When more than one year appears in	Number of repeat terms	Notes the officers that do not have an active	If no report at 12 months appears in red			
42274	PROTECTION ISLAND	02/07/1983	Active	27	2	0	2	8.00%	19		6		4	R	M,VP,SC	24+	90+ Days	\$365.07
7988	QUALICUM BAY	02/04/1969	Active	28	2	9	-7	-20.00%	33	11	3			R	M,VP	3	90+ Days	
7990	SAANICH	11/10/1965	Active	4	0	1	-1	-20.00%	5	5	1		None		P,M,VP,SC	13		
7991	SALT SPRING ISLAND	08/14/1959	Active	35	3	12	-9	-20.45%	46	10	0				M,VP	16	90+ Days	
Exc Award (06/30/2018, 06/30/2022)																		
28098	SATURNA	03/05/1974	Active	29	0	0	0	0.00%	28		5			R	SC	10	90+ Days	\$204.07
7993	SIDNEY	05/21/1964	Active	13	3	8	-5	-27.78%	21	2	1		None		P,M,VP,SC	10		
7598	SKIDEGATE INLET L C	03/19/1968	Active	8	0	0	0	0.00%	8		10		12	R	T,M,SC	13		
7994	SOOKE	03/26/1965	Active	43	5	1	4	10.26%	41	41	0			N	SC	0		
Exc Award (06/30/2018)																		
141224	Sooke District Lioness	03/25/2020	Active	27	2	5	-3	-10.00%	28	3	0				M,VP,SC	0		\$204.07
Exc Award (06/30/2023, 06/30/2024)																		
77468	SOOKE HARBOURSIDE LIONS	09/15/2003	Active	52	2	8	-6	-10.34%	56	8	0			N	SC	0	\$740.34	
Exc Award (06/30/2023, 06/30/2024)																		
7600	SQUAMISH	03/14/1957	Active	9	0	0	0	0.00%	11		8			R	T,M,SC	8		
7602	SUNSHINE COAST	01/26/1964	Active	27	4	4	0	0.00%	27	9	0				T,M,VP,SC	0		
7995	TAHSIS	04/12/1968	Active	4	0	0	0	0.00%	4		9		19		M,VP,SC	24+		
84727	VANCOUVER ARBUTUS	01/20/2005	Active	12	0	0	0	0.00%	12		7				T,M,VP,SC	12	\$100.00	
43140	VANCOUVER BROADWAY	11/28/1983	Active	12	0	1	-1	-7.69%	13	6	6		2	N	VP,SC	16		
Exc Award (06/30/2019, 06/30/2020, 06/30/2021)																		
7607	VANCOUVER BURRARD	01/07/1938	Active(1)	11	1	2	-1	-8.33%	13	4	1		None		P,M,VP,SC	14		
Exc Award (06/30/2016, 06/30/2019)																		
56034	VANCOUVER CAMBIE	08/09/1994	Active	23	7	3	4	21.05%	19	11	2		4		M,VP,SC	15	90+ Days	
Exc Award (06/30/2019)																		
48647	VANCOUVER CATHAY	06/01/1988	Active	23	0	0	0	0.00%	23		6		3		VP,SC	3		
Exc Award (06/30/2019, 06/30/2022, 06/30/2023)																		
84873	VANCOUVER CATHAY NEW CENTURY	02/22/2005	Active	13	2	0	2	18.18%	11		4			R	SC	3		



# Club Health Assessment for District 19 L through January 2025

			Status	Membership							Reports					Finance		LCIF
Club Number	Club Name	Charter Date		Current Member Count	YTD Members Added	YTD Members Dropped	YTD Net Growth	YTD Net Growth%	Member Count 12 Months Ago	Avg. length of service for dropped members	Months Since Last MMR ***	Yrs. Since Last Officer Report	President Rotation	Vice President Reported ****	Months Since Last Activity Report ***	Account Balance	Donations for current Fiscal Year	
			Number of times on status quo within last two years	If below 15 members appears				If net loss is greater than 20% appears			If no report in 3 months appears in	When more than one year appears in	Number of repeat terms	Notes the officers that do not have an active	If no report at 12 months red			
7609	VANCOUVER CHINATOWN	12/03/1953	Active	35	0	3	-3	-7.89%	38	46	0			N	M,SC	7		
	Exc Award (06/30/2017, 06/30/2018)																	
98693	VANCOUVER DIAMOND	03/02/2007	Active	94	9	4	5	5.62%	82	11	1			N		0		
	Exc Award (06/30/2017, 06/30/2018, 06/30/2019)																	
117511	VANCOUVER DIAMOND CAMPUS	08/02/2012	Active(4)	5	0	0	0	0.00%	5		10		2		M,VP,SC	24+		
	Exc Award (06/30/2018)																	
7610	VANCOUVER EAST	12/06/1943	Active	13	0	1	-1	-7.14%	12	1	2			N	SC	0	\$346.92	
	Exc Award (06/30/2023, 06/30/2024)																	
102284	VANCOUVER EVERGREEN	06/02/2008	Cancelled(8*)	0	0	3	-3	-100.00%	3	13	1		None		P,S,T,M,VP SC	24+	90+ Days	
138239	Vancouver Fraser	06/05/2019	Active	26	4	7	-3	-10.34%	36	2	3		2	R		10		
	Exc Award (06/30/2020, 06/30/2021, 06/30/2022)																	
140267	Vancouver Gateway	11/21/2019	Active	16	0	0	0	0.00%	18		7			R	M,SC	13		
103804	VANCOUVER GRANVILLE	10/16/2008	Active	32	0	0	0	0.00%	32		6			R	SC	6		
	Exc Award (06/30/2018, 06/30/2019, 06/30/2020)																	
153511	Vancouver Imperial	01/31/2023	Active	27	0	0	0	0.00%	27		9		3	N	SC	7		
120769	Vancouver Legacy	11/20/2013	Active	28	1	10	-9	-24.32%	57	8	1			N		5		
	Exc Award (06/30/2016, 06/30/2018, 06/30/2020)																	
7613	VANCOUVER MARPOLE-GRANDVIEW	06/15/1951	Active(1)	9	1	1	0	0.00%	9	17	4		None		P,M,VP,SC	18		
	Exc Award (06/30/2016, 06/30/2018)																	
62287	VANCOUVER METROPOLITAN	08/09/1999	Active	39	3	3	0	0.00%	37	9	2			N		2		
	Exc Award (06/30/2016, 06/30/2018, 06/30/2020)																	
124737	Vancouver Midas	04/27/2015	Active(1)	28	1	0	1	3.70%	27		2		2	R		5		
	Exc Award (06/30/2018, 06/30/2021, 06/30/2022)																	
126277	Vancouver Northern Star	11/25/2015	Active	13	0	0	0	0.00%	15		8		3		M,VP,SC	3		
	Exc Award (06/30/2018, 06/30/2019, 06/30/2020)																	
51606	VANCOUVER PACIFIC	05/09/1991	Active	26	1	4	-3	-10.34%	31	7	1			N		2	\$1,258.58	
	Exc Award (06/30/2017, 06/30/2018, 06/30/2020)																	
142353	Vancouver Pioneer	08/04/2020	Active(1)	21	0	0	0	0.00%	21		10				VP,SC	24+		



## Club Health Assessment for District 19 L through January 2025

			Status	Membership							Reports					Finance		LCIF
Club Number	Club Name	Charter Date		Current Member Count	YTD Members Added	YTD Members Dropped	YTD Net Growth	YTD Net Growth%	Member Count 12 Months Ago	Avg. length of service for dropped members	Months Since Last MMR ***	Yrs. Since Last Officer Report	President Rotation	Vice President Reported ****	Months Since Last Activity Report ***	Account Balance	Donations for current Fiscal Year	
			Number of times on status quo within last two years	If below 15 members appears					If net loss is greater than 20% appears		If no report in 3 months appears in	When more than one year appears in	Number of repeat terms	Notes the officers that do not have an active	If no report at 12 months appears in red			
142437	Vancouver Point Grey	07/30/2020	Active	15	0	3	-3	-16.67%	17	3	4		2	R	M,SC	13		
Exc Award (06/30/2024)																		
130884	Vancouver Queen Elizabeth	05/31/2017	Active	5	0	0	0	0.00%	5		9	1	None		P,S,T,M,VP SC	24+		
40417	VANCOUVER RENFREW	10/16/1981	Active(1)	7	0	0	0	0.00%	7		2		13		T,M,VP,SC	24+		
48648	VANCOUVER SHAUGHNESSY	06/01/1988	Active	29	0	0	0	0.00%	28		5			R		0	\$7,301.32	
Exc Award (06/30/2018, 06/30/2019, 06/30/2020)																		
7617	VANCOUVER SOUTH	11/27/1944	Active	22	0	0	0	0.00%	23		6		2	N		12		
124749	Vancouver Sunshine	04/28/2015	Active	17	0	9	-9	-34.62%	28	3	6		2		T,M,VP,SC	14		
Exc Award (06/30/2017)																		
68832	VANCOUVER TEMPLETON NEW CENTURY	05/27/2003	Active	16	0	0	0	0.00%	17		7		3	IP	SC	15		
Exc Award (06/30/2018)																		
100016	VANCOUVER YALETOWN	08/10/2007	Active(1)	39	1	0	1	2.63%	36		6			N	P,SC	14	90+ Days	
7999	VICTORIA	03/10/1969	Active	22	1	3	-2	-8.33%	25	20	0			N	T	0		
Exc Award (06/30/2022)																		
8000	VICTORIA CHINATOWN	03/14/1956	Active	9	0	0	0	0.00%	9		7		17	N	SC	0		
141536	Victoria Chinatown Lioness	06/22/2020	Active	23	0	2	-2	-8.00%	24	4	1		6	R		0		
7977	WEST SHORE	11/10/1953	Active	12	1	0	1	9.09%	12		2				VP,SC	0	\$370.80	
35162	WILLOW POINT L C	03/29/1978	Active	18	1	2	-1	-5.26%	21	1	1			N	P,M,SC	1	90+ Days	
																	\$116.72	

Clubs Cancelled Previous Fiscal Year – Clubs Cancelled within last 12 months may be reinstated

Club Number	Club Name	Charter Date	Current Status*	Cancellation Date
78443	BURNABY EDMONDS	03/05/2004	Cancelled(6*)	02/29/2024
124161	Chemainus-Crofton C to Sea	03/05/2015	Cancelled(6*)	02/29/2024



# Club Health Assessment for District 19 L through January 2025

				Status		Membership							Reports					Finance		LCIF
Club Number	Club Name	Charter Date	Current Member Count			YTD Members Added	YTD Members Dropped	YTD Net Growth	YTD Net Growth%	Member Count 12 Months Ago	Avg. length of service for dropped members	Months Since Last MMR ***	Yrs. Since Last Officer Report	President Rotation	Vice President Reported ****	Months Since Last Activity Report ***	Account Balance	Donations for current Fiscal Year		
				Number of times on status quo within last two years	If below 15 members appears			If net loss is greater than 20% appears			If no report in 3 months appears in			When more than one year appears in	Number of repeat terms	Notes the officers that do not have an active	If no report at 12 months appears in red			
Current Total Clubs Count	YTD New Clubs Count	YTD Cancelled Clubs Count	YTD Net Club Gain	Current Total Members Count	YTD Add	YTD Drop	YTD Net Growth	YTD Net Growth %	Member Count 12 Months Ago	Average Member Count Per Club	% of Clubs with less than 20 members	% No MMR in 3 Months	% No Officer Report in 12 Months	% of Clubs with balance 90+ days	Number of Clubs in Status Quo	% Status Quo Clubs in Financial Suspension	Number of Cancelled Clubs	Average Cancelled Club Age	Members Lost Due to Cancellation	% of Clubs Cancelled for Non-Financial Reasons
86	0	2	-2	1,798	115	199	-84	-4.46%	1,884	21	56%	53%	1%	12%	1	100%	2	23	23	0%

\* - P - Priority Club. Cancellation Reasons: 1-Objectives/conduct, 2-Non-active club, 5-Non-existing club, 6-Disbanding, 7-Merger, 8-Financial Suspension, 9-District/Multiple District Dues.

\*\* - Abbreviation: P-President, S-Secretary, T-Treasurer, M-Member Chairperson, VP-First Vice President, MC-Communications Chairperson, SC-Service Chairperson

\*\*\* - Abbreviation: N/R - Never reported using the Lions Clubs website, N/A - Not applicable, No password registered for the Lions Clubs website.

\*\*\*\* - Abbreviation: N - New, IP - Immediate Past, R - Repeat.



# Club Health Assessment for District 19 O through January 2025

			Status	Membership							Reports					Finance		LCIF
Club Number	Club Name	Charter Date		Current Member Count	YTD Members Added	YTD Members Dropped	YTD Net Growth	YTD Net Growth%	Member Count 12 Months Ago	Avg. length of service for dropped members	Months Since Last MMR ***	Yrs. Since Last Officer Report	President Rotation	Vice President Reported ****	Months Since Last Activity Report ***	Account Balance	Donations for current Fiscal Year	
			Number of times on status quo within last two years	If below 15 members appears				If net loss is greater than 20% appears			If no report in 3 months appears in	When more than one year appears in	Number of repeat terms	Notes the officers that do not have an active	If no report at 12 months appears in red			
Clubs more than two years old																		
7938	ABBOTSFORD	03/16/1944	Active	8	0	5	-5	-38.46%	13	10	2		3	R	SC	5		
7939	AGASSIZ HARRISON	12/10/1963	Active(2)	26	1	1	0	0.00%	28	3	1			N	M,SC	0		
Exc Award (06/30/2023)																		
7940	ALDERGROVE	01/18/1971	Active	17	1	0	1	6.25%	15		6		3	R	M,SC	14	\$74.03	
7943	CHILLIWACK	02/19/1947	Active	8	1	1	0	0.00%	8	41	0		None	R	P,M,VP,SC	11		
55892	CHILLIWACK DOGWOOD MONARCH	06/24/1994	Active	27	2	1	1	3.85%	26	17	0		2	R		1	90+ Days \$2,003.33	
Exc Award (06/30/2024)																		
34167	CHILLIWACK MOUNT CHEAM	06/30/1977	Active	34	3	3	0	0.00%	34	9	0			N		0	\$10,197.87	
Exc Award (06/30/2022, 06/30/2024)																		
48811	CHILLIWACK STELLERS JAY	07/29/1988	Active	13	0	0	0	0.00%	14		0		7	R	SC	1	\$398.51	
Exc Award (06/30/2023)																		
150127	Coquitlam River	03/22/2022	Active	19	2	0	2	11.76%	19		2		2	N	M,SC	0	\$390.37	
7945	FORT LANGLEY	12/23/1971	Active	34	1	5	-4	-10.53%	40	4	1		2	N		0	\$550.16	
Exc Award (06/30/2023)																		
7947	HOPE	09/09/1943	Active	32	1	4	-3	-8.57%	33	32	4		4	N	T,M,SC	9	\$640.50	
Exc Award (06/30/2018)																		
7949	LANGLEY	05/15/1944	Active	29	1	0	1	3.57%	30		3			N	SC	1		
7952	MAPLE RIDGE	04/03/1944	Active	21	4	1	3	16.67%	17	1	2		2	R	SC	0		
7957	NORTH DELTA L C	10/23/1967	Active	34	5	2	3	9.68%	29	2	0			N	SC	0	\$503.61	
7965	NORTH SURREY	11/09/1957	Active	20	6	0	6	42.86%	14		1			N	SC	0	\$1,847.96	
Exc Award (06/30/2023)																		
7958	PITT MEADOWS	04/05/1951	Active	18	3	5	-2	-10.00%	19	5	2			R	VP,SC	1	\$1,480.69	
7959	PORT COQUITLAM	11/04/1949	Active	19	2	4	-2	-9.52%	21	17	0			N	M,SC	0		
56042	RICHMOND CHINATOWN	08/15/1994	Active(2)	36	10	2	8	28.57%	30	14	0			N	SC	21	\$4,046.09	
121261	Richmond Lahoo	01/28/2014	Active(1)	60	5	0	5	9.09%	55		3			N	M,VP,SC	2	\$1,438.88	
55726	RICHMOND MANDARIN	05/24/1994	Active(1)	15	0	0	0	0.00%	15		10		21		M,VP,SC	24+		





## Club Health Assessment for District 19 O through January 2025

INTERNATIONAL

			Status	Membership							Reports					Finance	LCIF
Club Number	Club Name	Charter Date		Current Member Count	YTD Members Added	YTD Members Dropped	YTD Net Growth	YTD Net Growth%	Member Count 12 Months Ago	Avg. length of service for dropped members	Months Since Last MMR ***	Yrs. Since Last Officer Report	President Rotation	Vice President Reported ****	Months Since Last Activity Report ***	Account Balance	Donations for current Fiscal Year
			Number of times on status quo within last two years	If below 15 members appears				If net loss is greater than 20% appears			If no report in 3 months appears in	When more than one year appears in	Number of repeat terms	Notes the officers that do not have an active	If no report at 12 months appears in red		
38138	SASQUATCH	03/06/1980	Active	31	0	0	0	0.00%	31		1			N SC	0		\$1,802.02
126223	Surrey Central	11/23/2015	Active	40	0	1	-1	-2.44%	46	2	4		3	R	0		\$3,907.39
Exc Award (06/30/2021, 06/30/2022, 06/30/2023)																	
7941	TSAWWASSEN-BOUNDARY BAY	05/06/1968	Active	37	4	3	1	2.78%	33	5	2		2	R SC	9		

Clubs Cancelled Previous Fiscal Year – Clubs Cancelled within last 12 months may be reinstated

Club Number	Club Name	Charter Date	Current Status*	Cancellation Date
7960	BARNET	06/30/1972	Cancelled(6*)	09/29/2023
33018	GUILDFORD L C	11/18/1976	Cancelled(8*)	06/29/2024
7955	NEW WESTMINSTER	06/21/1946	Cancelled(6*)	07/29/2023

Current Total Clubs Count	YTD New Clubs Count	YTD Cancelled Clubs Count	YTD Net Club Gain	Current Total Members Count	YTD Add	YTD Drop	YTD Net Growth	YTD Net Growth %	Member Count 12 Months Ago	Average Member Count Per Club	% of Clubs with less than 20 members	% No MMR in 3 Months	% No Officer Report in 12 Months	% of Clubs with balance 90+ days	Number of Clubs in Status Quo	% Status Quo Clubs in Financial Suspension	Number of Cancelled Clubs	Average Cancelled Club Age	Members Lost Due to Cancellation	% of Clubs Cancelled for Non-Financial Reasons
22	0	0	0	578	52	38	14	2.48%	570	26	36%	27%	0%	5%	0	0%	0	0	0	0%

\* - P - Priority Club. Cancellation Reasons: 1-Objectives/conduct, 2-Non-active club, 5-Non-existing club, 6-Disbanding, 7-Merger, 8-Financial Suspension, 9-District/Multiple District Dues.

\*\* - Abbreviation: P-President, S-Secretary, T-Treasurer, M-Member Chairperson, VP-First Vice President, MC-Communications Chairperson, SC-Service Chairperson

\*\*\* - Abbreviation: N/R - Never reported using the Lions Clubs website, N/A - Not applicable, No password registered for the Lions Clubs website.

\*\*\*\* - Abbreviation: N - New, IP - Immediate Past, R - Repeat.



## Club Health Assessment for District 49 B through January 2025

			Status							Membership							Reports				Finance		LCIF																																																																																																																																																																																																																																																																																																																																																																																																																																																																																																																																																																																																																																																																																																																																																																																																																																																																																																																																																																																																																																																																																																																																																																																																																																																																																																																																																																																																																																																																																																																																									
Club Number	Club Name	Charter Date																																																																																																																																																																																																																																																																																																																																																																																																																																																																																																																																																																																																																																																																																																																																																																																																																																																																																																																																																																																																																																																																																																																																																																																																																																																																																																																																																																																																																																																																																																																																																														

\* - P - Priority Club. Cancellation Reasons: 1-Objectives/conduct, 2-Non-active club, 5-Non-existing club, 6-Disbanding, 7-Merger, 8-Financial Suspension, 9-District/Multiple District Dues.

\*\* - Abbreviation: P-President, S-Secretary, T-Treasurer, M-Member Chairperson, VP-First Vice President, MC-Communications Chairperson, SC-Service Chairperson

\*\*\* - Abbreviation: N/R - Never reported using the Lions Clubs website, N/A - Not applicable, No password registered for the Lions Clubs website.

\*\*\*\* - Abbreviation: N - New, IP - Immediate Past, R - Repeat.



# Club Health Assessment for District A 1 through January 2025

			Status	Membership							Reports					Finance		LCIF
Club Number	Club Name	Charter Date		Current Member Count	YTD Members Added	YTD Members Dropped	YTD Net Growth	YTD Net Growth%	Member Count 12 Months Ago	Avg. length of service for dropped members	Months Since Last MMR ***	Yrs. Since Last Officer Report	President Rotation	Vice President Reported ****	Months Since Last Activity Report ***	Account Balance	Donations for current Fiscal Year	
			Number of times on status quo within last two years	If below 15 members appears				If net loss is greater than 20% appears			If no report in 3 months appears in	When more than one year appears in	Number of repeat terms	Notes the officers that do not have an active	If no report at 12 months red			
Clubs more than two years old																		
14505	AILS CRAIG & DISTRICT	05/12/1971	Active	22	1	5	-4	-15.38%	25	8	0			N	SC	0	\$111.24	
Exc Award (06/30/2017, 06/30/2018, 06/30/20																		
14507	ARKONA	02/21/1948	Active	21	0	1	-1	-4.55%	23	18	4		8	N	P,T	2	\$204.22	
Exc Award (06/30/2021)																		
14508	BELLE RIVER	12/14/1944	Active	48	1	2	-1	-2.04%	43	6	0		None		P,M,VP	0	\$101.20	
Exc Award (06/30/2017, 06/30/2018, 06/30/20																		
14509	BELMONT	11/19/1956	Active	34	6	3	3	9.68%	35	25	0			N		2	\$50.60	
14511	CHATHAM	03/24/1949	Active	22	6	0	6	37.50%	15		0			N		0	\$736.73	
Exc Award (06/30/2018, 06/30/2019, 06/30/20																		
14512	DELAWARE	03/24/1971	Active	60	1	0	1	1.69%	60		6		None		P,M,VP,SC	7	\$71.94	
14513	DORCHESTER	04/14/1954	Active	52	3	9	-6	-10.34%	55	19	1			N	M,SC	0	\$859.74	
Exc Award (06/30/2019, 06/30/2020, 06/30/20																		
14538	DUTTON & DISTRICT	11/03/1966	Active	23	3	1	2	9.52%	22	2	0			N		0	\$328.56	
Exc Award (06/30/2018, 06/30/2020, 06/30/20																		
29799	GLENCOE DISTRICT	09/12/1974	Active	36	0	0	0	0.00%	36		6				S,T,M,VP,SC	15	\$391.86	
40119	HIGHGATE & DIST	06/30/1981	Active	19	1	1	0	0.00%	20	7	0		2	R	M,SC	1		
38598	HYDE PARK & DISTRICT L C	06/02/1980	Active	41	1	3	-2	-4.65%	37	2	0			N		7	\$130.11	
Exc Award (06/30/2017, 06/30/2023, 06/30/20																		
14515	ILDERTON & DISTRICT L C	04/27/1954	Active	47	5	7	-2	-4.08%	49	17	0			N	T	7	\$328.56	
14516	KINGSVILLE	05/03/1933	Active	21	0	0	0	0.00%	28		3		2	R	M,SC	3		
Exc Award (06/30/2021)																		
33216	LAMBETH	01/19/1977	Active	20	0	1	-1	-4.76%	22	11	1			N		14	\$492.84	
Exc Award (06/30/2021, 06/30/2023)																		
14517	LEAMINGTON	12/11/1925	Active	12	0	2	-2	-14.29%	14	9	1		8	N	M,SC	15		
43015	LIGHTHOUSE COVE & DIST	09/16/1983	Active	21	0	0	0	0.00%	21		10		None		P,S,T,M,VP SC	24+		
Exc Award (06/30/2021)																		
14518	LONDON CENTRAL	06/28/1921	Active	33	1	4	-3	-8.33%	28	4	1			N	SC	1	\$1,678.77	



# Club Health Assessment for District A 1 through January 2025

			Status	Membership							Reports					Finance		LCIF
Club Number	Club Name	Charter Date		Current Member Count	YTD Members Added	YTD Members Dropped	YTD Net Growth	YTD Net Growth%	Member Count 12 Months Ago	Avg. length of service for dropped members	Months Since Last MMR ***	Yrs. Since Last Officer Report	President Rotation	Vice President Reported ****	Months Since Last Activity Report ***	Account Balance	Donations for current Fiscal Year	
			Number of times on status quo within last two years	If below 15 members appears					If net loss is greater than 20% appears			If no report in 3 months appears in	When more than one year appears in	Number of repeat terms	Notes the officers that do not have an active	If no report at 12 months appears in red		
14519	LONDON EAST	03/13/1951	Active	22	1	2	-1	-4.35%	22	10	2			N	0	90+ Days	\$1,026.35	
Exc Award (06/30/2024)																		
136643	London West	11/27/2018	Active	9	5	0	5	125.00%	9		3			N	T,M		10	
14523	LUCAN DISTRICT L C	09/13/1948	Active	40	0	0	0	0.00%	40		3		2		M,VP,SC		1	
38049	MELBOURNE & DISTRICT L C	02/29/1980	Active	20	2	1	1	5.26%	19	9	1			N			7	
14524	MT BRYDGES	04/30/1948	Active	39	0	0	0	0.00%	42		6			N	T,SC	10		
14525	PARKHILL	05/22/1939	Active	21	0	1	-1	-4.55%	22	12	1		6	N	SC	15	\$719.44	
14526	PETROLIA	10/24/1932	Active	64	5	1	4	6.67%	60	0	1			N		0	\$400.51	
Exc Award (06/30/2017, 06/30/2023)																		
36718	POPLAR HILL & DISTRICT L C	03/22/1979	Active	34	4	2	2	6.25%	33	34	2				VP,SC	0	\$365.07	
Exc Award (06/30/2018)																		
14527	PORT STANLEY	11/04/1959	Active	30	0	0	0	0.00%	29		7			R		8		
Exc Award (06/30/2023)																		
143347	Port Stanley Lioness	10/29/2020	Active	20	0	2	-2	-9.09%	19	1	0		2	R	SC	1		
Exc Award (06/30/2023)																		
14528	RODNEY	12/22/1972	Active	19	0	0	0	0.00%	19		8		2	R	P,T,VP,SC	21		
14530	SARNIA	09/21/1932	Active	11	0	3	-3	-21.43%	14	13	2		2		M,VP,SC	24+		
14529	ST THOMAS	10/28/1930	Active	14	1	3	-2	-12.50%	17	6	1			N		0	\$151.80	
Exc Award (06/30/2021, 06/30/2023)																		
14533	STRATHROY	05/29/1924	Active	49	4	7	-3	-5.77%	51	13	1			N		9		
14535	Thorndale	04/28/1947	Active	36	3	5	-2	-5.26%	38	14	0		None		P,M,VP,SC	2		
Exc Award (06/30/2016)																		
14536	TILBURY	06/22/1934	Active(1)	33	0	0	0	0.00%	31		3			N	M,SC	24+		
14539	WHEATLEY	12/02/1948	Active	9	0	0	0	0.00%	9		9		6	R		1	\$74.03	
Exc Award (06/30/2017, 06/30/2018)																		
14540	WINDSOR	03/12/1920	Active	36	1	3	-2	-5.26%	40	27	0		2	N		11	\$288.85	
14543	WYOMING	03/18/1953	Active	58	2	2	0	0.00%	56	29	0			N		15	\$1,043.32	



## Club Health Assessment for District A 1 through January 2025

Club Number	Club Name	Charter Date	Status	Membership							Reports					Finance	LCIF
				Current Member Count	YTD Members Added	YTD Members Dropped	YTD Net Growth	YTD Net Growth%	Member Count 12 Months Ago	Avg. length of service for dropped members	Months Since Last MMR ***	Yrs. Since Last Officer Report	President Rotation	Vice President Reported ****	Months Since Last Activity Report ***	Account Balance	Donations for current Fiscal Year
			Number of times on status quo within last two years	If below 15 members appears				If net loss is greater than 20% appears			If no report in 3 months appears in	When more than one year appears in	Number of repeat terms	Notes the officers that do not have an active	If no report at 12 months appears in red		
146090	Wyoming Lioness Exc Award (06/30/2023)	05/03/2021	Active	17	1	2	-1	-5.56%	17	1	0		None	P,M,VP,SC	7		

Clubs Cancelled Previous Fiscal Year – Clubs Cancelled within last 12 months may be reinstated

Club Number	Club Name	Charter Date	Current Status*	Cancellation Date
14532	STONEY POINT	05/07/1971	Cancelled(6*)	01/29/2024

Current Total Clubs Count	YTD New Clubs Count	YTD Cancelled Clubs Count	YTD Net Club Gain	Current Total Members Count	YTD Add	YTD Drop	YTD Net Growth	YTD Net Growth %	Member Count 12 Months Ago	Average Member Count Per Club	% of Clubs with less than 20 members	% No MMR in 3 Months	% No Officer Report in 12 Months	% of Clubs with balance 90+ days	Number of Clubs in Status Quo	% Status Quo Clubs in Financial Suspension	Number of Cancelled Clubs	Average Cancelled Club Age	Members Lost Due to Cancellation	% of Clubs Cancelled for Non-Financial Reasons
37	0	0	0	1,113	58	73	-15	-1.33%	1,120	30	22%	32%	0%	3%	0	0%	0	0	0	0%

\* - P - Priority Club. Cancellation Reasons: 1-Objectives/conduct, 2-Non-active club, 5-Non-existing club, 6-Disbanding, 7-Merger, 8-Financial Suspension, 9-District/Multiple District Dues.

\*\* - Abbreviation: P-President, S-Secretary, T-Treasurer, M-Member Chairperson, VP-First Vice President, MC-Communications Chairperson, SC-Service Chairperson

\*\*\* - Abbreviation: N/R - Never reported using the Lions Clubs website, N/A - Not applicable, No password registered for the Lions Clubs website.

\*\*\*\* - Abbreviation: N - New, IP - Immediate Past, R - Repeat.



# Club Health Assessment for District A 2 through January 2025

			Status	Membership							Reports					Finance		LCIF			
Club Number	Club Name	Charter Date		Current Member Count	YTD Members Added	YTD Members Dropped	YTD Net Growth	YTD Net Growth%	Member Count 12 Months Ago	Avg. length of service for dropped members	Months Since Last MMR ***	Yrs. Since Last Officer Report	President Rotation	Vice President Reported ****	Months Since Last Activity Report ***	Account Balance	Donations for current Fiscal Year				
			Number of times on status quo within last two years	If below 15 members appears					If net loss is greater than 20% appears						If no report in 3 months appears in	When more than one year appears in	Number of repeat terms	Notes the officers that do not have an active	If no report at 12 months appears in red		
Clubs less than two years old																					
158127	Long Point Lioness	04/11/2024	Active	25	3	0	3	13.64%	0		0			N	M,SC	0					
Clubs more than two years old																					
14544	BEAMSVILLE & DISTRICT Exc Award (06/30/2017, 06/30/2021)	04/17/1939	Active	27	0	1	-1	-3.57%	29	7	0				P,T,VP,SC	13		\$328.56			
14545	CALEDONIA	11/16/1960	Active	36	2	0	2	5.88%	38		2		2		VP,SC	10					
14547	CHIPPAWA Exc Award (06/30/2017)	08/25/1941	Active	31	2	4	-2	-6.06%	31	7	1			N	SC	2					
14548	COURTLAND & DISTRICT L C	07/28/1970	Active	13	0	0	0	0.00%	13		20		2		M,VP,SC	0					
35057	DEREHAM DISTRICT L C	02/14/1978	Active	10	0	0	0	0.00%	10		3				VP,SC	1		\$200.00			
14549	DUNNVILLE	04/29/1925	Active	21	4	1	3	16.67%	18	0	4				M,VP,SC	1		\$1,387.68			
14550	FENWICK	03/01/1949	Active	40	1	3	-2	-4.76%	40	20	3		None		P,VP,SC	4					
14551	FISHERVILLE DISTRICT Exc Award (06/30/2017, 06/30/2018, 06/30/20)	02/25/1955	Active	39	1	0	1	2.63%	39		0			N		0		\$795.94			
14552	FONTHILL Exc Award (06/30/2022)	03/13/1945	Active	22	3	3	0	0.00%	23	20	0			N		0		\$1,739.52			
14553	FORT ERIE	02/25/1927	Active	27	3	2	1	3.85%	25	14	1		4		M,VP,SC	10		\$365.07			
14554	GRANTHAM	03/07/1952	Active(1)	48	2	10	-8	-14.29%	64	13	0			N	M,SC	16					
124338	Grimsby and District Exc Award (06/30/2016, 06/30/2018, 06/30/20)	03/16/2015	Active	42	3	3	0	0.00%	47	2	2			N		0		\$871.05			
14556	HAGERSVILLE DISTRICT Exc Award (06/30/2022, 06/30/2023, 06/30/20)	03/27/1962	Active	41	5	0	5	13.89%	37		0			N		0					
14558	JARVIS Exc Award (06/30/2016, 06/30/2017, 06/30/20)	01/23/1948	Active	67	4	4	0	0.00%	65	28	0			N		0	90+ Days				
14559	JORDAN	03/31/1948	Active	11	0	0	0	0.00%	11		19		4		M,VP,SC	12		\$69.38			
14560	LANGTON	02/28/1952	Active	18	0	0	0	0.00%	18		14		2		VP,SC	0		\$107.92			
14561	LONG POINT	08/22/1938	Active	32	4	2	2	6.67%	51	3	0			N		0					




# Club Health Assessment for District A 2 through January 2025

Club Number	Club Name	Charter Date	Status	Membership							Reports					Finance	LCIF
				Current Member Count	YTD Members Added	YTD Members Dropped	YTD Net Growth	YTD Net Growth%	Member Count 12 Months Ago	Avg. length of service for dropped members	Months Since Last MMR ***	Yrs. Since Last Officer Report	President Rotation	Vice President Reported ****	Months Since Last Activity Report ***	Account Balance	Donations for current Fiscal Year
			Number of times on status quo within last two years	If below 15 members appears				If net loss is greater than 20% appears			If no report in 3 months appears in	When more than one year appears in	Number of repeat terms	Notes the officers that do not have an active	If no report at 12 months appears in red		
14562	MERRITTON	11/30/1938	Active	45	0	3	-3	-6.25%	57	14	3			N	1		\$1,850.86
14563	NIAGARA	08/18/1941	Active	12	0	0	0	0.00%	14		10		3	R	10		
151470	Niagara Cyber	06/27/2022	Active	16	5	3	2	14.29%	14	2	1			M,VP,SC	6		
14564	NIAGARA FALLS	06/02/1922	Active	18	0	3	-3	-14.29%	21	33	0		3	M,VP,SC	15		
14566	PORT COLBORNE	04/14/1922	Active	49	0	2	-2	-3.92%	54	7	0			N	0		
Exc Award (06/30/2016, 06/30/2023)																	
14567	PORT DALHOUSIE	11/24/1947	Active	39	0	1	-1	-2.50%	39	1	4			N	0		\$1,047.58
14568	PORT DOVER	08/31/1938	Active	63	3	2	1	1.61%	59	12	0			N	5		
Exc Award (06/30/2022)																	
14569	RIDGEWAY	01/12/1931	Active	32	0	1	-1	-3.03%	31	39	4			N	10		
147031	Ridgeway Lioness	06/26/2021	Active	16	0	0	0	0.00%	16		39	1	None	P,S,T,M,VP SC	11		
58121	SELKIRK	04/15/1996	Active	12	0	0	0	0.00%	13		7			R	0		
14573	SIMCOE	03/20/1931	Active	87	3	3	0	0.00%	88	19	0			N	0		\$36.14
60211	SIMCOE LYNN VALLEY	12/30/1997	Active	17	5	0	5	41.67%	12		0			N	0		\$773.45
Exc Award (06/30/2023)																	
14950	SOUTH BRANT	03/07/1955	Active	17	0	0	0	0.00%	17		8		2	R	0		\$355.63
55026	ST CATHARINES GARDEN CITY	11/01/1993	Active	8	0	0	0	0.00%	8		11			R	3		
14571	ST DAVIDS DISTRICT	02/28/1963	Active	96	12	10	2	2.13%	100	8	0			N	1		\$2,094.14
Exc Award (06/30/2016, 06/30/2018, 06/30/2020)																	
14572	ST WILLIAMS	04/16/1959	Active	9	0	0	0	0.00%	9		12		4	P,M,VP,SC	10		
14575	STAMFORD	03/07/1957	Active	16	1	2	-1	-5.88%	19	2	2			N	0		\$996.34
108579	THOROLD	06/14/2010	Active	11	1	1	0	0.00%	10	14	2		5	M,VP,SC	1		\$74.03
Exc Award (06/30/2017)																	
14578	TILLSONBURG	10/10/1924	Active	40	5	3	2	5.26%	38	10	0			VP,SC	0		
43231	TOWNSEND	12/05/1983	Active	26	1	2	-1	-3.70%	27	9	0		2	R	0		
Exc Award (06/30/2019, 06/30/2023)																	



## Club Health Assessment for District A 2 through January 2025

			Status								Membership							Reports					Finance		LCIF
Club Number	Club Name	Charter Date		Current Member Count	YTD Members Added	YTD Members Dropped	YTD Net Growth	YTD Net Growth%	Member Count 12 Months Ago	Avg. length of service for dropped members	Months Since Last MMR ***	Yrs. Since Last Officer Report	President Rotation	Vice President Reported ****	Months Since Last Activity Report ***	Account Balance	Donations for current Fiscal Year								
			Number of times on status quo within last two years	If below 15 members appears				If net loss is greater than 20% appears			If no report in 3 months appears in	When more than one year appears in	Number of repeat terms	Notes the officers that do not have an active	If no report at 12 months appears in red										
14537	VIENNA	11/26/1945	Active	26	3	2	1	4.00%	32	1	1		3	R	SC	0									
14579	VITTORIA	10/09/1953	Active	14	0	0	0	0.00%	12		11		2		VP,SC	16									
14580	WAINFLEET	03/14/1957	Active	11	1	4	-3	-21.43%	14	2	0				P,M,VP,SC	0	\$140.00								
14581	WATERFORD	08/04/1938	Active	49	3	1	2	4.26%	48	1	0				VP,SC	0	\$1,276.47								
Exc Award (06/30/2023, 06/30/2024)																									
14582	WELLAND	04/03/1923	Active	24	5	0	5	26.32%	16		1		2	R	P,M	0	\$810.99								
Current Total Clubs Count	YTD New Clubs Count	YTD Cancelled Clubs Count	YTD Net Club Gain	Current Total Members Count	YTD Add	YTD Drop	YTD Net Growth	YTD Net Growth %	Member Count 12 Months Ago	Average Member Count Per Club	% of Clubs with less than 20 members	% No MMR in 3 Months	% No Officer Report in 12 Months	% of Clubs with balance 90+ days	Number of Clubs in Status Quo	% Status Quo Clubs in Financial Suspension	Number of Cancelled Clubs	Average Cancelled Club Age	Members Lost Due to Cancellation	% of Clubs Cancelled for Non-Financial Reasons					
43	0	0	0	1,303	85	76	9	0.70%	1,327	30	40%	37%	2%	2%	0	0%	0	0	0	0%					

\* - P - Priority Club. Cancellation Reasons: 1-Objectives/conduct, 2-Non-active club, 5-Non-existing club, 6-Disbanding, 7-Merger, 8-Financial Suspension, 9-District/Multiple District Dues.

\*\* - Abbreviation: P-President, S-Secretary, T-Treasurer, M-Member Chairperson, VP-First Vice President, MC-Communications Chairperson, SC-Service Chairperson

\*\*\* - Abbreviation: N/R - Never reported using the Lions Clubs website, N/A - Not applicable, No password registered for the Lions Clubs website.

\*\*\*\* - Abbreviation: N - New, IP - Immediate Past, R - Repeat.





# Club Health Assessment for District A 3 through January 2025

			Status	Membership							Reports					Finance		LCIF
Club Number	Club Name	Charter Date		Current Member Count	YTD Members Added	YTD Members Dropped	YTD Net Growth	YTD Net Growth%	Member Count 12 Months Ago	Avg. length of service for dropped members	Months Since Last MMR ***	Yrs. Since Last Officer Report	President Rotation	Vice President Reported ****	Months Since Last Activity Report ***	Account Balance	Donations for current Fiscal Year	
			Number of times on status quo within last two years	If below 15 members appears					If net loss is greater than 20% appears			If no report in 3 months appears in	When more than one year appears in	Number of repeat terms	Notes the officers that do not have an active	If no report at 12 months appears in red		
Clubs more than two years old																		
31026	AMHERSTVIEW	06/30/1975	Active	26	4	2	2	8.33%	23	4	2		2	R	0	90+ Days	\$200.23	
Exc Award (06/30/2018, 06/30/2020, 06/30/2022)																		
29368	APSLEY & DISTRICT L C	05/29/1974	Active	29	2	2	0	0.00%	31	25	3		2	R	0			
14585	BANCROFT	09/06/1945	Active	20	1	2	-1	-4.76%	22	21	0			N	3			
Exc Award (06/30/2022, 06/30/2023, 06/30/2024)																		
111031	BATAWA	05/06/2011	Active(1)	22	2	2	0	0.00%	22	10	0		2		VP,SC	1	90+ Days	
Exc Award (06/30/2021, 06/30/2023)																		
38599	BATH & DIST L C	06/18/1980	Active	13	1	2	-1	-7.14%	16	18	0			N	SC	22		
Exc Award (06/30/2018, 06/30/2022)																		
14586	BELLEVILLE	02/04/1953	Active	27	2	5	-3	-10.00%	30	8	2		2	R	SC	1	90+ Days	
Exc Award (06/30/2022)																		
14587	BEWDLEY & DISTRICT L C	05/07/1971	Active	20	2	0	2	11.11%	14		3		2	N	SC	24+		
Exc Award (06/30/2016, 06/30/2023)																		
14588	BOWMANVILLE	04/26/1935	Active	25	0	0	0	0.00%	27		7		4		M,VP,SC	21	90+ Days	
Exc Award (06/30/2019)																		
14589	BRIGHTON	02/13/1946	Active	15	0	1	-1	-6.25%	18	45	5		None		P,M,VP,SC	10		
Exc Award (06/30/2021, 06/30/2022)																		
145705	Buckhorn District	03/17/2021	Active	37	2	1	1	2.78%	54	3	4				M,VP,SC	16	90+ Days	
Exc Award (06/30/2022)																		
14591	CAMPBELLFORD	07/23/1953	Active	14	0	2	-2	-12.50%	16	39	1		5	R	SC	2		
Exc Award (06/30/2016, 06/30/2017, 06/30/2020)																		
29369	CHEMUNG LAKE DISTRICT	05/29/1974	Active	16	0	0	0	0.00%	16		9			R	SC	10	90+ Days	
Exc Award (06/30/2018, 06/30/2021, 06/30/2022)																		
14593	COBOURG	01/18/1950	Active	46	2	1	1	2.22%	45	13	0			N	SC	1		
Exc Award (06/30/2016, 06/30/2018, 06/30/2020)																		
110245	COLBORNE & DISTRICT	01/27/2011	Active	14	0	0	0	0.00%	13		3			N	SC	1	90+ Days	
Exc Award (06/30/2016, 06/30/2017, 06/30/2020)																		
60282	DENBIGH - GRIFFITH L C	01/12/1998	Active	10	1	0	1	11.11%	8		0		2	R	SC	1		
Exc Award (06/30/2016, 06/30/2018)																		



# Club Health Assessment for District A 3 through January 2025

			Status	Membership						Reports					Finance	LCIF	
Club Number	Club Name	Charter Date		Current Member Count	YTD Members Added	YTD Members Dropped	YTD Net Growth	YTD Net Growth%	Member Count 12 Months Ago	Avg. length of service for dropped members	Months Since Last MMR ***	Yrs. Since Last Officer Report	President Rotation	Vice President Reported ****	Months Since Last Activity Report ***	Account Balance	Donations for current Fiscal Year
			Number of times on status quo within last two years	If below 15 members appears			If net loss is greater than 20% appears				If no report in 3 months appears in	When more than one year appears in	Number of repeat terms	Notes the officers that do not have an active	If no report at 12 months red		
57355	FOXBORO MELROSE	09/18/1995	Active	8	0	0	0	0.00%	8		19	1	None	P,S,T,M,VP SC	24+	90+ Days	
Exc Award (06/30/2018, 06/30/2022)																	
14596	FRANKFORD	10/28/1948	Active	13	2	1	1	8.33%	12	0	0		2	R	M,SC		6
Exc Award (06/30/2018, 06/30/2019)																	
14598	HAVELOCK	01/09/1958	Active	32	4	0	4	14.29%	26		0			N	SC	2	\$804.41
Exc Award (06/30/2018, 06/30/2023, 06/30/2024)																	
14599	KEENE	10/20/1951	Active	39	3	1	2	5.41%	35	0	4			N	T,M,SC	9	
Exc Award (06/30/2018, 06/30/2023)																	
82494	KENDAL	06/02/2004	Active	21	0	0	0	0.00%	25		7			N	SC	1	\$719.44
Exc Award (06/30/2019)																	
14600	KINGSTON	07/10/1936	Active	18	4	1	3	20.00%	15	5	1			N	P,SC	0	
Exc Award (06/30/2019, 06/30/2023)																	
14602	KINGSTON LAKESHORE WEST	08/25/1971	Active	27	1	4	-3	-10.00%	30	4	0				M,VP,SC	6	
Exc Award (06/30/2018, 06/30/2019, 06/30/2024)																	
14603	LAKEFIELD & DISTRICT	02/21/1946	Active	20	0	1	-1	-4.76%	21	18	1		None		P,M,VP,SC	4	\$278.29
Exc Award (06/30/2018, 06/30/2023)																	
88972	LAKEFIELD VILLAGE	07/15/2005	Active	25	3	4	-1	-3.85%	25	10	1		3	N	M	0	\$199.25
Exc Award (06/30/2023, 06/30/2024)																	
14604	LAND O' LAKES L C	01/22/1969	Active	70	6	4	2	2.94%	69	4	1			N		1	\$2,240.85
Exc Award (06/30/2016, 06/30/2019, 06/30/2024)																	
116823	MADOC	05/11/2012	Active	19	0	2	-2	-9.52%	16	2	0			N	SC	0	
Exc Award (06/30/2016, 06/30/2017, 06/30/2024)																	
59315	MARMORA CROWE VALLEY	04/10/1997	Active	52	14	4	10	23.81%	39	2	0		2	N	SC	0	\$993.33
Exc Award (06/30/2023, 06/30/2024)																	
14609	MILLBROOK AND DISTRICT	01/05/1948	Active	40	4	0	4	11.11%	39		6		2	N		0	
Exc Award (06/30/2023)																	
14610	NAPANEE	02/22/1939	Active	17	1	4	-3	-15.00%	21	14	2			N	SC	13	
Exc Award (06/30/2016, 06/30/2018, 06/30/2024)																	
144895	Napanee Lioness	01/13/2021	Active	15	2	0	2	15.38%	13		3			N	M,SC	0	



# Club Health Assessment for District A 3 through January 2025

			Status	Membership						Reports					Finance		LCIF	
Club Number	Club Name	Charter Date		Current Member Count	YTD Members Added	YTD Members Dropped	YTD Net Growth	YTD Net Growth%	Member Count 12 Months Ago	Avg. length of service for dropped members	Months Since Last MMR ***	Yrs. Since Last Officer Report	President Rotation	Vice President Reported ****	Months Since Last Activity Report ***	Account Balance	Donations for current Fiscal Year	
			Number of times on status quo within last two years	If below 15 members appears					If net loss is greater than 20% appears			If no report in 3 months appears in	When more than one year appears in	Number of repeat terms	Notes the officers that do not have an active	If no report at 12 months appears in red		
Exc Award (06/30/2023)			Active	17	0	0	0	0.00%	13		7		2	P,M,VP,SC	1			
101184	NEWBURGH CAMDEN	02/18/2008																
Exc Award (06/30/2018, 06/30/2023, 06/30/2024)			Active	38	3	2	1	2.70%	35	13	0		N	SC	24+			
14611	NEWCASTLE	04/08/1947																
Exc Award (06/30/2016, 06/30/2022)			Active	49	2	2	0	0.00%	45	10	0		N	SC	1		\$1,475.03	
14612	NORWOOD	10/26/1951																
Exc Award (06/30/2017, 06/30/2018, 06/30/2024)			Active	18	0	3	-3	-14.29%	21	9	3		2	N	P,VP	4		\$71.17
29370	ODESSA & DISTRICT L C	05/17/1974																
Exc Award (06/30/2016, 06/30/2018, 06/30/2024)			Active	50	4	9	-5	-9.09%	51	12	0		N	SC	0	90+ Days	\$1,168.71	
14616	PETERBOROUGH	06/09/1936																
Exc Award (06/30/2018, 06/30/2021, 06/30/2024)			Active	37	2	2	0	0.00%	41	1	0		N	SC	0		(\$20.65)	
32903	PETERBOROUGH EAST PETERBOROUGH	10/28/1976																
Exc Award (06/30/2016, 06/30/2017, 06/30/2024)			Active	16	1	1	0	0.00%	16	1	2		N	P,S,M,VP,SC	8			
14601	PITTSBURGH TOWNSHIP L C	03/23/1965																
Exc Award (06/30/2024)			Active	13	6	7	-1	-7.14%	14	2	0		N	M	1			
14618	PORT HOPE	05/22/1931																
Exc Award (06/30/2018)			Active	26	0	0	0	0.00%	25		0		3	R	0		\$156.71	
29275	PRINCE EDWARD COUNTY	05/16/1974																
Exc Award (06/30/2016, 06/30/2023, 06/30/2024)			Active	22	2	3	-1	-4.35%	19	20	0		N	SC	0	90+ Days		
14620	SHARBOT LAKE & DIST	09/28/1951																
Exc Award (06/30/2016, 06/30/2017, 06/30/2024)			Active	30	2	2	0	0.00%	28	6	0		2	N	SC	0		\$711.67
38600	STIRLING & DISTRICT L C	06/29/1980																
Exc Award (06/30/2018, 06/30/2019, 06/30/2024)			Active	24	7	4	3	14.29%	21	2	1		N	P,M,SC	0		\$722.85	
14621	STORRINGTON L C	06/03/1971																
Exc Award (06/30/2018, 06/30/2022, 06/30/2024)			Active	22	3	0	3	15.79%	19		6		9	R	SC	4		
82763	SYDENHAM AND DISTRICT	06/23/2004																
Exc Award (06/30/2018, 06/30/2021)			Active	22	2	2	0	0.00%	21	3	0		2	R	M,SC	0		\$813.87
42285	TAMWORTH & DIST	02/14/1983																
Exc Award (06/30/2022)																		



## Club Health Assessment for District A 3 through January 2025

			Status	Membership							Reports					Finance		LCIF
Club Number	Club Name	Charter Date		Current Member Count	YTD Members Added	YTD Members Dropped	YTD Net Growth	YTD Net Growth%	Member Count 12 Months Ago	Avg. length of service for dropped members	Months Since Last MMR ***	Yrs. Since Last Officer Report	President Rotation	Vice President Reported ****	Months Since Last Activity Report ***	Account Balance	Donations for current Fiscal Year	
			Number of times on status quo within last two years	If below 15 members appears				If net loss is greater than 20% appears			If no report in 3 months appears in	When more than one year appears in	Number of repeat terms	Notes the officers that do not have an active	If no report at 12 months appears in red			
14622	TRENTON	05/18/1939	Active	46	5	2	3	6.98%	45	1	2			N	0		\$3,301.05	
	Exc Award (06/30/2016, 06/30/2018, 06/30/2020)																	
51304	TWEED	02/08/1991	Active	5	0	0	0	0.00%	6		6		3	R SC	5			
	Exc Award (06/30/2022)																	
14623	VERONA	06/28/1949	Active	35	2	2	0	0.00%	32	1	0			N	17			
	Exc Award (06/30/2019, 06/30/2021, 06/30/2020)																	
14624	WARSAW & DISTRICT L C	04/17/1973	Active	13	3	1	2	18.18%	12	13	0			M,VP,SC	1			

Clubs Cancelled Previous Fiscal Year – Clubs Cancelled within last 12 months may be reinstated

Club Number	Club Name	Charter Date	Current Status*	Cancellation Date
98736	COBOURG LAKESHORE	03/08/2007	Cancelled(6*)	06/29/2024

Current Total Clubs Count	YTD New Clubs Count	YTD Cancelled Clubs Count	YTD Net Club Gain	Current Total Members Count	YTD Add	YTD Drop	YTD Net Growth	YTD Net Growth %	Member Count 12 Months Ago	Average Member Count Per Club	% of Clubs with less than 20 members	% No MMR in 3 Months	% No Officer Report in 12 Months	% of Clubs with balance 90+ days	Number of Clubs in Status Quo	% Status Quo Clubs in Financial Suspension	Number of Cancelled Clubs	Average Cancelled Club Age	Members Lost Due to Cancellation	% of Clubs Cancelled for Non-Financial Reasons
48	0	0	0	1,233	107	88	19	1.57%	1,213	26	38%	33%	2%	10%	0	0%	0	0	0	0%

\* - P - Priority Club. Cancellation Reasons: 1-Objectives/conduct, 2-Non-active club, 5-Non-existing club, 6-Disbanding, 7-Merger, 8-Financial Suspension, 9-District/Multiple District Dues.


\*\* - Abbreviation: P-President, S-Secretary, T-Treasurer, M-Member Chairperson, VP-First Vice President, MC-Communications Chairperson, SC-Service Chairperson

\*\*\* - Abbreviation: N/R - Never reported using the Lions Clubs website, N/A - Not applicable, No password registered for the Lions Clubs website.

\*\*\*\* - Abbreviation: N - New, IP - Immediate Past, R - Repeat.



# Club Health Assessment for District A 4 through January 2025

			Status	Membership							Reports					Finance	LCIF	
Club Number	Club Name	Charter Date		Current Member Count	YTD Members Added	YTD Members Dropped	YTD Net Growth	YTD Net Growth%	Member Count 12 Months Ago	Avg. length of service for dropped members	Months Since Last MMR ***	Yrs. Since Last Officer Report	President Rotation	Vice President Reported ****	Months Since Last Activity Report ***	Account Balance	Donations for current Fiscal Year	
			Number of times on status quo within last two years	If below 15 members appears			If net loss is greater than 20% appears				If no report in 3 months appears in	When more than one year appears in	Number of repeat terms	Notes the officers that do not have appears in an active		If no report at 12 months red		
Clubs more than two years old																		
29473	1000 ISLANDS DISTRICT	06/13/1974	Active(1)	13	1	0	1	8.33%	9		6		3	R	M,VP,SC	24+		
14627	ALEXANDRIA	10/20/1953	Active	18	3	1	2	12.50%	16	1	3		2	R		4		
14628	ALMONTE	03/14/1947	Active	11	0	0	0	0.00%	10		6				M,VP,SC	24+		
14629	ARNPRIOR	06/18/1946	Active	36	8	3	5	16.13%	32	4	1			N	SC	1	90+ Days	\$393.00
14584	ATHENS	05/03/1961	Active	47	0	2	-2	-4.08%	46	14	0			N	M,SC	12		
14669	AYLMER	06/15/1970	Active	23	11	4	7	43.75%	10	0	4		5		M,VP,SC	24+		
38300	BARRHAVEN	04/11/1980	Active	28	0	2	-2	-6.67%	30	19	1		2	N	SC	24+		
14630	BEACHBURG	03/23/1953	Active	17	0	0	0	0.00%	17		7		2	R	SC	0		\$21.58
Exc Award (06/30/2022, 06/30/2023)																		
14590	BROCKVILLE	03/23/1939	Active	16	6	1	5	45.45%	7	38	0		2	R	SC	0		\$975.85
14666	BRYSON	11/09/1951	Active	12	0	4	-4	-25.00%	19	19	0		3	N	S,SC	24+		
Exc Award (06/30/2019)																		
14667	BUCKINGHAM	10/10/1934	Active	45	0	2	-2	-4.26%	48	52	0			N	M,VP,SC	24+		\$2,158.33
Exc Award (06/30/2018)																		
14631	CALABOGIE	02/18/1952	Active	31	2	0	2	6.90%	28		3		2	R	SC	24+		
Exc Award (06/30/2018, 06/30/2019)																		
97703	CANTLEY	09/08/2006	Active(2)	3	0	0	0	0.00%	9		6				S,T,M,VP,SC	22		
14632	CARLETON PLACE	11/13/1963	Active	15	0	0	0	0.00%	15		7			N	M,VP,SC	24+		
14633	CHALK RIVER & AREA L C	10/24/1973	Active	24	7	0	7	41.18%	22		3		2	R	P,SC	N/R		
44534	CHAPEAU & DIST	01/30/1985	Active	18	2	2	0	0.00%	19	12	1		16	R		N/R		
47575	CHESTERVILLE & DIST	06/29/1987	Active	10	0	0	0	0.00%	8		6		3	R	M,SC	21		
14634	CLARENCE CREEK	02/04/1970	Active	21	0	0	0	0.00%	24		9			N		17		\$498.49
14635	CORNWALL	03/19/1940	Active	28	1	4	-3	-9.68%	30	23	3		3	N	SC	14		
34637	CORNWALL TOWNSHIP	11/17/1977	Active	17	1	0	1	6.25%	14		3		6	N	P,SC	0		
14636	CUMBERLAND	10/04/1967	Active	20	2	3	-1	-4.76%	24	7	0		2		VP,SC	1		



# Club Health Assessment for District A 4 through January 2025

			Status	Membership							Reports					Finance		LCIF
Club Number	Club Name	Charter Date		Current Member Count	YTD Members Added	YTD Members Dropped	YTD Net Growth	YTD Net Growth%	Member Count 12 Months Ago	Avg. length of service for dropped members	Months Since Last MMR ***	Yrs. Since Last Officer Report	President Rotation	Vice President Reported ****	Months Since Last Activity Report ***	Account Balance	Donations for current Fiscal Year	
			Number of times on status quo within last two years	If below 15 members appears				If net loss is greater than 20% appears			If no report in 3 months appears in	When more than one year appears in	Number of repeat terms	Notes the officers that do not have an active	If no report at 12 months appears in red			
Exc Award (06/30/2021, 06/30/2022)																		
14637	DOUGLAS	12/19/1947	Active	12	0	1	-1	-7.69%	12	5	4		9	R	P,M,VP,SC	24+		
14595	ELGIN	03/02/1949	Active	33	0	0	0	0.00%	34		7			N	M,SC	10		
Exc Award (06/30/2019)																		
14638	FINCH DISTRICT L C	11/25/1968	Active	14	0	0	0	0.00%	15		6			N	M,SC	24+	\$359.72	
14597	GANANOQUE	03/07/1939	Active	44	0	2	-2	-4.35%	40	5	1			IP	SC	4	\$3,597.22	
Exc Award (06/30/2017, 06/30/2018, 06/30/20)																		
14639	GLOUCESTER	10/16/1968	Active	28	0	0	0	0.00%	28		4			N	M,VP,SC	13		
56549	GLOUCESTER NORTH	02/20/1995	Active	6	0	0	0	0.00%	7		6		3	R	M,SC	24+		
48099	GREELY	02/10/1988	Active	24	0	0	0	0.00%	23		7		5	R	SC	1		
Exc Award (06/30/2016)																		
125006	Ingleside/Long Sault Lost Villages	05/29/2015	Active	15	3	3	0	0.00%	15	6	3		8	R	SC	24+		
Exc Award (06/30/2017)																		
14640	IROQUOIS-MATILDA L C	03/19/1947	Active	46	3	7	-4	-8.00%	48	14	0				M,VP	0	\$3,311.52	
Exc Award (06/30/2020, 06/30/2022, 06/30/20)																		
33430	KANATA HAZELDEAN L C	03/14/1977	Active	45	8	1	7	18.42%	40	0	1		2	R	M,SC	2	\$722.85	
Exc Award (06/30/2019, 06/30/2023, 06/30/20)																		
14641	KEMPTVILLE	01/22/1958	Active	28	3	1	2	7.69%	25	6	2			N	P	8		
14642	KILLALOE & AREA	07/12/1948	Active	32	4	0	4	14.29%	25		0		3		VP,SC	0	\$719.44	
36891	LEFAIVRE	04/11/1979	Active	26	1	2	-1	-3.70%	28	18	3		2	R	M,VP	1	\$996.34	
Exc Award (06/30/2024)																		
14670	LOW & DISTRICT L C	01/30/1973	Active	11	0	0	0	0.00%	11		6		12	R	SC	24+		
14606	MADAWASKA VALLEY	06/29/1953	Active	8	0	1	-1	-11.11%	9	18	4		12	R	M,SC	24+		
14643	MAXVILLE & DISTRICT L C	01/15/1964	Active	20	1	0	1	5.26%	20		3			N	M,VP,SC	10	90+ Days	
14644	MERRICKVILLE	07/29/1954	Active	28	0	0	0	0.00%	21		3			N		18	\$824.05	
Exc Award (06/30/2022, 06/30/2023, 06/30/20)																		
14645	METCALFE DISTRICT	10/26/1959	Active	19	0	0	0	0.00%	23		6			IP	SC	0	\$1,043.93	
Exc Award (06/30/2019)																		




# Club Health Assessment for District A 4 through January 2025

			Status	Membership							Reports					Finance	LCIF
Club Number	Club Name	Charter Date		Current Member Count	YTD Members Added	YTD Members Dropped	YTD Net Growth	YTD Net Growth%	Member Count 12 Months Ago	Avg. length of service for dropped members	Months Since Last MMR ***	Yrs. Since Last Officer Report	President Rotation	Vice President Reported ****	Months Since Last Activity Report ***	Account Balance	Donations for current Fiscal Year
			Number of times on status quo within last two years	If below 15 members appears				If net loss is greater than 20% appears			If no report in 3 months appears in	When more than one year appears in	Number of repeat terms	Notes the officers that do not have an active	If no report at 12 months appears in red		
14646	MORRISBURG & DISTRICT L C	11/16/1949	Active	31	1	9	-8	-20.51%	37	10	2		3	R M,SC	2		
40754	MOUNTAIN TOWNSHIP & DISTRICT Exc Award (06/30/2019, 06/30/2022)	01/27/1982	Active	29	0	1	-1	-3.33%	31	2	1			N	0		\$849.97
14647	NAVAN	12/12/1951	Active	20	1	0	1	5.26%	19		2			N M,SC	2		\$75.90
14650	Orléans Exc Award (06/30/2024)	05/04/1970	Active	35	1	1	0	0.00%	31	7	0			N	1		\$359.72
14651	OTTAWA VANIER Exc Award (06/30/2024)	05/16/1922	Active	16	6	0	6	60.00%	7		2		2	N SC	3		\$650.55
50191	PALMER RAPIDS & AREA	02/13/1990	Active	16	2	0	2	14.29%	14		2			R T,M,SC	1		
14655	PEMBROKE-PETAWAWA	05/28/1951	Active	7	0	0	0	0.00%	8		1		5	R SC	4		\$370.80
14656	PERTH Exc Award (06/30/2016, 06/30/2017)	10/19/1953	Active	34	3	1	2	6.25%	30	14	0			N VP,SC	24+		
145924	Perth Tay Lioness	05/07/2021	Active	18	0	0	0	0.00%	19		4		2	R SC	16		
14673	PONTIAC	12/04/1946	Active	14	0	0	0	0.00%	14		6		3	M,VP,SC	N/R		
39622	PRESCOTT & DIST	03/24/1981	Active	8	2	2	0	0.00%	8	14	1			N T,M,SC	24+		\$359.72
14674	QUYON	04/18/1967	Active	12	0	0	0	0.00%	11		11			N P,M,SC	24+		
14658	RENFREW	09/18/1940	Active	6	0	2	-2	-25.00%	10	55	1			M,VP,SC	1		\$861.82
14659	RICHMOND DISTRICT Exc Award (06/30/2021)	02/17/1964	Active	27	0	0	0	0.00%	25		5		2	R	24+		\$185.40
14660	RUSSELL Exc Award (06/30/2019, 06/30/2024)	05/06/1947	Active	30	3	0	3	11.11%	25		3			N SC	3		\$361.43
39356	SEELEY'S BAY & DISTRICT Exc Award (06/30/2019, 06/30/2021)	01/30/1981	Active	17	0	2	-2	-10.53%	21	4	2		2	R SC	11		
14675	SHAWVILLE	10/17/1949	Active	27	0	1	-1	-3.57%	32	6	3			N P,M,SC	N/R		
14662	SMITHS FALLS	03/04/1940	Active	5	0	0	0	0.00%	5		7		2	M,VP,SC	11		
14663	STITTSVILLE DISTRICT Exc Award (06/30/2018)	06/03/1964	Active	24	4	2	2	9.09%	22	2	0			N M	0		\$365.07



## Club Health Assessment for District A 4 through January 2025

				Status		Membership							Reports					Finance		LCIF
Club Number	Club Name	Charter Date		Current Member Count	YTD Members Added	YTD Members Dropped	YTD Net Growth	YTD Net Growth%	Member Count 12 Months Ago	Avg. length of service for dropped members	Months Since Last MMR ***	Yrs. Since Last Officer Report	President Rotation	Vice President Reported ****	Months Since Last Activity Report ***	Account Balance	Donations for current Fiscal Year			
			Number of times on status quo within last two years	If below 15 members appears				If net loss is greater than 20% appears			If no report in 3 months appears in	When more than one year appears in	Number of repeat terms	Notes the officers that do not have an active	If no report at 12 months appears in red					
14664	VANKLEEK HL&DIST L C	06/29/1973	Active	12	3	1	2	20.00%	9	0	1		2	R SC	0					
	Exc Award (06/30/2023, 06/30/2024)																			
14625	WESTPORT	02/12/1946	Active	31	0	1	-1	-3.13%	39	8	0		2	R	0					
	Exc Award (06/30/2023)																			
14665	WINCHESTER	03/06/1968	Active	31	4	0	4	14.81%	20		1		4	R SC	0					
Current Total Clubs Count	YTD New Clubs Count	YTD Cancelled Clubs Count	YTD Net Club Gain	Current Total Members Count	YTD Add	YTD Drop	YTD Net Growth	YTD Net Growth %	Member Count 12 Months Ago	Average Member Count Per Club	% of Clubs with less than 20 members	% No MMR in 3 Months	% No Officer Report in 12 Months	% of Clubs with balance 90+ days	Number of Clubs in Status Quo	% Status Quo Clubs in Financial Suspension	Number of Cancelled Clubs	Average Cancelled Club Age	Members Lost Due to Cancellation	% of Clubs Cancelled for Non-Financial Reasons
61	0	0	0	1,342	97	69	28	2.13%	1,298	22	48%	54%	0%	3%	0	0%	0	0	0	0%

\* - P - Priority Club. Cancellation Reasons: 1-Objectives/conduct, 2-Non-active club, 5-Non-existing club, 6-Disbanding, 7-Merger, 8-Financial Suspension, 9-District/Multiple District Dues.

\*\* - Abbreviation: P-President, S-Secretary, T-Treasurer, M-Member Chairperson, VP-First Vice President, MC-Communications Chairperson, SC-Service Chairperson

\*\*\* - Abbreviation: N/R - Never reported using the Lions Clubs website, N/A - Not applicable, No password registered for the Lions Clubs website.

\*\*\*\* - Abbreviation: N - New, IP - Immediate Past, R - Repeat.






# Club Health Assessment for District A 5 through January 2025

			Status	Membership							Reports					Finance		LCIF
Club Number	Club Name	Charter Date		Current Member Count	YTD Members Added	YTD Members Dropped	YTD Net Growth	YTD Net Growth%	Member Count 12 Months Ago	Avg. length of service for dropped members	Months Since Last MMR ***	Yrs. Since Last Officer Report	President Rotation	Vice President Reported ****	Months Since Last Activity Report ***	Account Balance	Donations for current Fiscal Year	
			Number of times on status quo within last two years	If below 15 members appears					If net loss is greater than 20% appears		If no report in 3 months appears in	When more than one year appears in	Number of repeat terms	Notes the officers that do not have an active	If no report at 12 months appears in red			
Clubs less than two years old																		
151817	Chelmsford 2023	02/22/2023	Active	19	0	1	-1	-5.00%	22	2	2		2	VP,SC	N/R			
153701	Kirkland Lake	03/07/2023	Active	16	2	0	2	14.29%	18		0		N	SC	0			
178985	St. Charles	01/06/2025	Newly Chartered	24	24	0	24	100.00%	0		0		IP		N/R			
Clubs more than two years old																		
14676	ARGYLE	04/28/1952	Active	14	0	0	0	0.00%	14		8		7	P,M,VP,SC	0			
14677	AZILDA	12/21/1971	Active	21	1	6	-5	-19.23%	26	11	1		None	P,T,M,VP,SC	0			
Exc Award (06/30/2018)																		
34949	BONFIELD & DISTRICT L C	01/25/1978	Active	29	1	2	-1	-3.33%	30	24	0			N	0			
Exc Award (06/30/2022)																		
14679	BRUCE MINES	04/01/1970	Active	7	0	0	0	0.00%	7		20		None	P,S,T,M,VP SC	17			
14681	CALLANDER	01/25/1968	Active	5	0	0	0	0.00%	6		5			N P,M,SC	5			
14682	CAPREOL	04/15/1964	Active	23	1	0	1	4.55%	22		0			N SC	0			
32889	CENTRAL MANITOULIN L C	10/14/1976	Active	22	0	0	0	0.00%	22		11		3	R P,M,SC	0			
38445	CHARLTON-ENGLEHART	05/22/1980	Active	38	1	3	-2	-5.00%	38	9	2			N SC	0			
Exc Award (06/30/2023)																		
88896	COBALT AND COLEMAN	08/31/2005	Active(1)	7	0	1	-1	-12.50%	8	19	3		5	M,VP,SC	24+			
14724	COCHRANE	03/27/1962	Active	19	1	0	1	5.56%	17		0		4	R SC	24+			
14685	CONISTON	03/17/1964	Active	30	6	5	1	3.45%	27	5	0		None	R P,SC	0			
Exc Award (06/30/2018, 06/30/2024)																		
38801	DUBREUILVILLE	07/01/1980	Active	9	0	0	0	0.00%	9		20		None	P,S,T,M,VP SC	24+			
41339	EARLTON	05/13/1982	Active	20	0	0	0	0.00%	20		1		2	R T,M,VP,SC	8		\$215.83	
14687	ELLIOT LAKE	05/13/1957	Active	20	0	0	0	0.00%	19		5		None	P,S,M,VP,SC	19			
14688	ESPANOLA	12/12/1947	Active	51	2	2	0	0.00%	45	5	0		2	R SC	8		\$135.97	
14690	FERRIS	09/22/1955	Active	20	3	4	-1	-4.76%	22	30	1		3	N SC	0		\$359.72	
Exc Award (06/30/2023)																		



# Club Health Assessment for District A 5 through January 2025

			Status	Membership							Reports					Finance	LCIF
Club Number	Club Name	Charter Date		Current Member Count	YTD Members Added	YTD Members Dropped	YTD Net Growth	YTD Net Growth%	Member Count 12 Months Ago	Avg. length of service for dropped members	Months Since Last MMR ***	Yrs. Since Last Officer Report	President Rotation	Vice President Reported ****	Months Since Last Activity Report ***	Account Balance	Donations for current Fiscal Year
			Number of times on status quo within last two years	If below 15 members appears				If net loss is greater than 20% appears			If no report in 3 months appears in	When more than one year appears in	Number of repeat terms	Notes the officers that do not have an active	If no report at 12 months appears in red		
14691	GARSON	05/18/1951	Active	21	0	0	0	0.00%	19		4		3	P,VP,SC	0		\$1,000.00
41893	GORE BAY WESTN MANITOULIN	10/18/1982	Active	16	1	1	0	0.00%	19	45	2		2	P,T,M,VP,SC	24+		
45366	HUDSON	09/19/1985	Active	13	0	0	0	0.00%	15		10		16	M,VP,SC	10		
14693	IRON BRIDGE	02/08/1950	Active	20	0	0	0	0.00%	20		5		None	N	P,SC	1	
Exc Award (06/30/2016)																	
14721	IROQUOIS FALLS	12/03/1951	Active	9	1	0	1	12.50%	8		0		4	R	T,M,SC	24+	
14732	LARDER LAKE	03/30/1951	Active	9	0	1	-1	-10.00%	10	2	2		2	P,S,M,VP,SC	24+		
14695	LITTLE CURRENT	11/03/1938	Active	20	1	3	-2	-9.09%	22	9	0		11	M,VP,SC	3		
14698	MATTAWA	05/17/1948	Active	24	2	4	-2	-7.69%	18	10	2			N	M,VP	3	90+ Days
14700	MINNOW LAKE	10/05/1951	Active	38	3	0	3	8.57%	38		1			N	P	0	\$2,458.92
14734	MOOSONEE	01/19/1966	Active	15	0	0	0	0.00%	15		12	1	None	P,S,T,M,VP SC	24+		
14735	NEW LISKEARD	02/16/1945	Active	20	6	5	1	5.26%	20	14	1		2	S,VP,SC	1	90+ Days	
43480	NOELVILLE FRENCH RIVER	02/22/1984	Active	14	0	0	0	0.00%	13		6		2	N	S,M	13	
14702	NORTH BAY	03/02/1925	Active	28	2	5	-3	-9.68%	31	19	0		None	P,VP,SC	0	90+ Days	\$1,098.66
14694	ONAPING FALLS	05/17/1956	Active	50	4	8	-4	-7.41%	53	8	2		2	R		1	\$550.00
Exc Award (06/30/2017, 06/30/2022)																	
14703	POWASSAN	10/17/1938	Active	27	1	2	-1	-3.57%	28	22	4			R	M,VP,SC	24+	
78674	PROVIDENCE BAY & SPRING BAY	04/05/2004	Active	15	0	3	-3	-16.67%	16	3	2		2	R	M,SC	1	
43872	RESTOULE & DIST	05/11/1984	Active	33	0	0	0	0.00%	33		0			N	P,M,VP,SC	10	
14706	SAULT STE MARIE	08/31/1936	Active	31	1	1	0	0.00%	31	33	0			N		2	
Exc Award (06/30/2022)																	
14737	SCHUMACHER	02/03/1935	Active	50	1	3	-2	-3.85%	47	4	0			N	SC	0	
Exc Award (06/30/2024)																	
36805	SOUTHEAST MANITOULIN L C	03/29/1979	Active	11	0	0	0	0.00%	11		4	1	None	P,S,T,M,VP SC	24+		
14705	ST JOSEPH ISLAND L C	06/26/1972	Active	40	7	7	0	0.00%	39	9	0			VP,SC	1		



# Club Health Assessment for District A 5 through January 2025

					Membership							Reports					Finance		LCIF	
Club Number	Club Name	Charter Date		Current Member Count	YTD Members Added	YTD Members Dropped	YTD Net Growth	YTD Net Growth%	Member Count 12 Months Ago	Avg. length of service for dropped members	Months Since Last MMR ***	Yrs. Since Last Officer Report	President Rotation	Vice President Reported ****	Months Since Last Activity Report ***	Account Balance	Donations for current Fiscal Year			
			Number of times on status quo within last two years	If below 15 members appears					If net loss is greater than 20% appears		If no report in 3 months appears in	When more than one year appears in	Number of repeat terms		Notes the officers that do not have an active	If no report at 12 months appears in red				
14711	SUDBURY	09/29/1924	Active	31	0	6	-6	-16.22%	39	15	4				T,M,VP,SC	2		\$1,438.89		
14740	TEMAGAMI	02/17/1954	Active	12	0	0	0	0.00%	12		14		3		P,VP,SC	24+				
34273	TEMISCAMING & DIST L C	06/30/1977	Active	16	0	0	0	0.00%	13		0		11	R	SC	3				
82432	TEMISKAMING SHORES LIONESS	05/24/2004	Active	21	2	5	-3	-12.50%	24	12	1		2		VP,SC	0				
66390	THE SUDBURY TEACHERS	06/27/2002	Active	15	2	0	2	15.38%	17		4		7		M,VP,SC	1				
14713	THESSALON	09/13/1946	Active	13	1	0	1	8.33%	12		3				P,VP,SC	5		\$138.77		
14714	TROUT CREEK	11/24/1966	Active	19	1	1	0	0.00%	21	6	5		3	N	SC	23		\$71.17		
14715	VALLEY EAST L C	02/19/1967	Active	31	0	2	-2	-6.06%	31	7	1			N	SC	0				
Exc Award (06/30/2023, 06/30/2024)																				
14716	WALDEN L C	02/09/1972	Active	9	0	1	-1	-10.00%	18	2	0			IP	S,M,SC	1				
37806	WARREN & DIST	12/10/1979	Active	14	1	0	1	7.69%	14		5		2		M,VP,SC	16				
Exc Award (06/30/2017)																				
14717	WAWA	12/13/1940	Active	5	0	0	0	0.00%	5		55	1	None		P,S,T,M,VP SC	N/R				
14718	WHITEFISH DISTRICT	12/01/1967	Active	15	0	1	-1	-6.25%	16	32	0				S,M,VP,SC	8				
14719	WIDDIFIELD	11/17/1955	Active	9	1	0	1	12.50%	7		1		3	N	S,M,VP,SC	0				
Current Total Clubs Count	YTD New Clubs Count	YTD Cancelled Clubs Count	YTD Net Club Gain	Current Total Members Count	YTD Add	YTD Drop	YTD Net Growth	YTD Net Growth %	Member Count 12 Months Ago	Average Member Count Per Club	% of Clubs with less than 20 members	% No MMR in 3 Months	% No Officer Report in 12 Months	% of Clubs with balance 90+ days	Number of Clubs in Status Quo	% Status Quo Clubs in Financial Suspension	Number of Cancelled Clubs	Average Cancelled Club Age	Members Lost Due to Cancellation	% of Clubs Cancelled for Non-Financial Reasons
53	1	0	1	1,108	80	83	-3	-0.27%	1,107	21	49%	40%	6%	6%	0	0%	0	0	0	0%

\* - P - Priority Club. Cancellation Reasons: 1-Objectives/conduct, 2-Non-active club, 5-Non-existing club, 6-Disbanding, 7-Merger, 8-Financial Suspension, 9-District/Multiple District Dues.

\*\* - Abbreviation: P-President, S-Secretary, T-Treasurer, M-Member Chairperson, VP-First Vice President, MC-Communications Chairperson, SC-Service Chairperson

\*\*\* - Abbreviation: N/R - Never reported using the Lions Clubs website, N/A - Not applicable, No password registered for the Lions Clubs website.

\*\*\*\* - Abbreviation: N - New, IP - Immediate Past, R - Repeat.



# Club Health Assessment for District A 711 through January 2025

Club Number	Club Name	Charter Date	Status	Membership							Reports					Finance	LCIF
				Current Member Count	YTD Members Added	YTD Members Dropped	YTD Net Growth	YTD Net Growth%	Member Count 12 Months Ago	Avg. length of service for dropped members	Months Since Last MMR ***	Yrs. Since Last Officer Report	President Rotation	Vice President Reported ****	Months Since Last Activity Report ***	Account Balance	Donations for current Fiscal Year
			Number of times on status quo within last two years	If below 15 members appears				If net loss is greater than 20% appears			If no report in 3 months appears	When more than one year appears in	Number of repeat terms	Notes the officers that do not have an active	If no report at 12 months appears in red		
<b>Clubs less than two years old</b>																	
154473	Etobicoke Alpha	05/26/2023	Active	36	21	3	18	100.00%	57	0	0			N	2		\$20.00
154755	GTA Legacy	06/12/2023	Active	31	10	0	10	47.62%	28		2		3	N	S,T	2	
155723	Toronto Bayanihan	08/17/2023	Active	21	2	0	2	10.53%	23		0		2	R		2	\$173.46
153780	Toronto Infini	02/23/2023	Active	27	3	0	3	12.50%	25		0		2	R		0	\$232.00
Exc Award (06/30/2023)																	
180059	Toronto Latino	01/20/2025	Newly Chartered	22	22	0	22	100.00%	0		0			N	M,SC	N/R	
154089	Toronto Nigerian	04/10/2023	Active	68	18	3	15	28.30%	53	1	2			N	S	0	
Exc Award (06/30/2024)																	
153904	Toronto Wellness	03/13/2023	Active	5	1	0	1	25.00%	11		0			N	SC	N/R	
<b>Clubs more than two years old</b>																	
14755	AGINCOURT	10/26/1944	Active	10	0	0	0	0.00%	11		8		2		M,VP,SC	N/R	\$101.20
14918	ANCASTER	11/27/1945	Active	13	0	1	-1	-7.14%	18	41	4				M,VP,SC	24+	\$346.92
14919	BLACKHEATH BINBROOK	02/11/1953	Active	18	0	0	0	0.00%	18		7			N	M,VP,SC	9	
14921	BRAMPTON BRAMALEA	08/04/1962	Active	14	0	1	-1	-6.67%	15	44	6			R	SC	11	\$4,304.62
133935	Brampton Himalayas	02/28/2018	Active	9	1	1	0	0.00%	9	1	5			R	SC	24+	
96792	BRAMPTON VILLAGE	03/29/2006	Active	22	2	1	1	4.76%	17	1	4			N	SC	4	\$369.85
Exc Award (06/30/2024)																	
14925	BURLINGTON	04/27/1925	Active	44	8	5	3	7.32%	42	1	0				VP,SC	9	
Exc Award (06/30/2016, 06/30/2018)																	
14917	BURLINGTON ALDERSHOT	03/12/1956	Active	16	0	1	-1	-5.88%	17	4	1		None		P,VP,SC	1	
Exc Award (06/30/2022)																	
14926	CALEDON	05/03/1971	Active	6	0	0	0	0.00%	6		7		7		VP,SC	2	
14928	CHINGUACOUSY L C	07/16/1971	Active	16	0	0	0	0.00%	16		8		3	R	SC	24+	
14933	ERIN DISTRICT L C	01/23/1951	Active	9	0	1	-1	-10.00%	9	5	1			N	M,SC	2	
14760	FOREST HILL	11/26/1952	Active(1)	17	0	0	0	0.00%	17		6		4	N	M,SC	24+	



# Club Health Assessment for District A 711 through January 2025

			Status	Membership							Reports					Finance		LCIF
Club Number	Club Name	Charter Date		Current Member Count	YTD Members Added	YTD Members Dropped	YTD Net Growth	YTD Net Growth%	Member Count 12 Months Ago	Avg. length of service for dropped members	Months Since Last MMR ***	Yrs. Since Last Officer Report	President Rotation	Vice President Reported ****	Months Since Last Activity Report ***	Account Balance	Donations for current Fiscal Year	
			Number of times on status quo within last two years	If below 15 members appears				If net loss is greater than 20% appears			If no report in 3 months appears in	When more than one year appears in	Number of repeat terms	Notes the officers that do not have an active	If no report at 12 months appears in red			
14935	GEORGETOWN	02/06/1931	Active	23	1	1	0	0.00%	21	16	3		2	R	VP,SC	24+		
143480	GTA PHOENIX	11/03/2020	Active	11	0	0	0	0.00%	11		3			N	SC	8		
Exc Award (06/30/2021, 06/30/2024)																		
106909	HALTON K9	12/16/2009	Active	11	0	0	0	0.00%	12		8			R	SC	24+		
14936	HAMILTON CENTRAL	07/19/1920	Active	5	0	1	-1	-16.67%	6	4	2		6		T,M,VP,SC	24+		
40621	HUTTONVILLE	12/21/1981	Active	11	1	0	1	10.00%	15		2		2	R	M	3	\$201.88	
Exc Award (06/30/2016, 06/30/2022, 06/30/2024)																		
14763	LAKESHORE	07/23/1931	Active	3	0	0	0	0.00%	3		19	1	None		P,S,T,M,VP SC	24+		
14764	LEASIDE	01/23/1939	Active(1)	0	0	4	-4	-100.00%	4	26	11	1	None		P,S,T,M,VP SC	24+		
148331	Malton One Destiny	09/28/2021	Active	7	0	0	0	0.00%	8		3				M,VP,SC	1	\$350.00	
93226	MALVERN ONYX	12/23/2005	Active	24	2	0	2	9.09%	22		4			N		1	\$841.05	
Exc Award (06/30/2023)																		
14940	MILTON	02/11/1963	Cancelled(8*)	0	0	11	-11	-100.00%	11	18	1		None		P,S,T,M,VP SC	24+	90+ Days	
29476	MISSISSAUGA CENTRAL	06/27/1974	Active	17	1	0	1	6.25%	18		5			N	SC	1	\$3,708.04	
43151	MISSISSAUGA COOKSVILLE	11/15/1983	Active	40	3	0	3	8.11%	36		0		3	N		2	\$101.20	
Exc Award (06/30/2016)																		
58862	MISSISSAUGA ERIN MILLS	11/18/1996	Active	20	0	2	-2	-9.09%	22	4	1		None		P,T,M,VP,SC	24+		
121344	MISSISSAUGA MONARCH	02/10/2014	Active	11	3	4	-1	-8.33%	11	1	1		4		M,VP,SC	19		
Exc Award (06/30/2022)																		
14985	NOBLETON	01/10/1962	Active	21	0	0	0	0.00%	24		4			N	T,M	0		
Exc Award (06/30/2021)																		
14944	OAKVILLE	11/08/1935	Active	44	2	4	-2	-4.35%	49	11	1			N		0	\$4,471.89	
Exc Award (06/30/2016, 06/30/2018, 06/30/2020)																		
37932	OAKVILLE TRAFALGAR L C	01/07/1980	Active	5	0	0	0	0.00%	5		4		11		S,M,VP,SC	10	\$7.23	
115383	RYERSON CAMPUS	10/31/2011	Cancelled(8*)	0	0	15	-15	-100.00%	15	3	1	1	None		P,S,T,M,VP SC	15	90+ Days	
143643	Scarborough JamRockZ6	11/18/2020	Active(2)	23	6	3	3	15.00%	19	2	1		5	R	S,M,SC	0	90+ Days	
14948	STONEY CREEK	01/24/1961	Active	6	0	1	-1	-14.29%	6	8	3				VP,SC	1		



# Club Health Assessment for District A 711 through January 2025

			Status	Membership							Reports					Finance		LCIF
Club Number	Club Name	Charter Date		Current Member Count	YTD Members Added	YTD Members Dropped	YTD Net Growth	YTD Net Growth%	Member Count 12 Months Ago	Avg. length of service for dropped members	Months Since Last MMR ***	Yrs. Since Last Officer Report	President Rotation	Vice President Reported ****	Months Since Last Activity Report ***	Account Balance	Donations for current Fiscal Year	
			Number of times on status quo within last two years	If below 15 members appears				If net loss is greater than 20% appears			If no report in 3 months appears in	When more than one year appears in	Number of repeat terms		Notes the officers that do not have an active	If no report at 12 months appears in red		
14951	STREETSVILLE	01/24/1952	Active	20	1	0	1	5.26%	19		4			IP	SC	1		\$741.61
14773	THISTLETOWN	02/24/1965	Active	23	0	1	-1	-4.17%	24	39	0			N	M	1		\$310.00
Exc Award (06/30/2018, 06/30/2023)																		
143460	Toronto Achievers	11/02/2020	Active	38	16	6	10	35.71%	28	2	1			N	M,SC	0		\$1,099.16
Exc Award (06/30/2021, 06/30/2022, 06/30/2023)																		
14776	TORONTO BATHURST	08/15/1972	Active(1)	13	0	0	0	0.00%	12		7		7		M,VP,SC	1		
14777	TORONTO BEACHES	01/18/1935	Active	32	1	3	-2	-5.88%	33	23	1		2	N	SC	1		\$693.84
148568	Toronto Bona	10/08/2021	Active(1)	22	0	0	0	0.00%	22		20	1	None		P,S,T,M,VP SC	N/R		
30104	TORONTO CATHAY	01/16/1975	Active	16	1	3	-2	-11.11%	17	7	0				VP,SC	0		
129886	Toronto Centennial	01/24/2017	Active	25	1	5	-4	-13.79%	33	5	0				S,VP	0		\$14.83
Exc Award (06/30/2022, 06/30/2023)																		
14779	TORONTO CENTRAL	05/18/1920	Active	12	3	1	2	20.00%	18	9	0			N		24+		
126925	Toronto Central Bangladesh	03/01/2016	Active(3)	5	0	0	0	0.00%	5		2	1	None		P,S,T,M,VP SC	24+		
39536	TORONTO CERVANTES	03/11/1981	Active	7	0	1	-1	-12.50%	8	37	3		2		M,VP,SC	24+		
151848	Toronto Distinction	07/01/2022	Active	18	4	2	2	12.50%	21	1	6		3		S,T,M,VP,SC	20		
49104	TORONTO DOCTORS	12/19/1988	Active	37	6	3	3	8.82%	34	5	2		2		M,VP,SC	1		
Exc Award (06/30/2023)																		
124249	Toronto East	02/25/2015	Active	9	0	0	0	0.00%	9		13				VP	6		
54825	TORONTO ELEGANT	08/16/1993	Active(1)	21	3	4	-1	-4.55%	23	7	2			N	S,T,VP	N/R		
148978	Toronto Evergreen	11/17/2021	Active(1)	37	6	0	6	19.35%	33		1		2	R	SC	24+		
136403	Toronto Global Doctors	09/10/2018	Active(2)	4	0	0	0	0.00%	4		31	1	None		P,S,T,M,VP SC	24+		
100528	TORONTO GLOBAL TELUGU	11/12/2007	Cancelled(8*)	0	0	5	-5	-100.00%	5	10	1	1	None		P,S,T,M,VP SC	24+	90+ Days	
134799	Toronto Green Capes	06/07/2018	Active	23	3	1	2	9.52%	20	7	3		3	R	SC	1		
133227	Toronto Harmony	11/30/2017	Active	15	13	1	12	400.00%	14	0	2		7		T,M,VP,SC	N/R		
134617	Toronto High Park Centennial	06/14/2018	Active	9	3	2	1	12.50%	13	1	6				M,VP	18	90+ Days	
46639	TORONTO HONG KONG	11/03/1986	Active(1)	28	0	0	0	0.00%	29		1			N	M,SC	24+		



# Club Health Assessment for District A 711 through January 2025

			Status	Membership							Reports					Finance		LCIF
Club Number	Club Name	Charter Date		Current Member Count	YTD Members Added	YTD Members Dropped	YTD Net Growth	YTD Net Growth%	Member Count 12 Months Ago	Avg. length of service for dropped members	Months Since Last MMR ***	Yrs. Since Last Officer Report	President Rotation	Vice President Reported ****	Months Since Last Activity Report ***	Account Balance	Donations for current Fiscal Year	
			Number of times on status quo within last two years	If below 15 members appears					If net loss is greater than 20% appears		If no report in 3 months appears in	When more than one year appears in	Number of repeat terms	Notes the officers that do not have an active	If no report at 12 months red			
52542	TORONTO HUMMINGBIRD	02/20/1992	Active	11	0	0	0	0.00%	11		26		None	P,S,M,VP,SC	24+			
52226	TORONTO KAITEUR	12/09/1991	Active	27	1	1	0	0.00%	27	3	0		2	N	1		\$612.18	
Exc Award (06/30/2016, 06/30/2017, 06/30/20																		
131388	Toronto Kapuso	06/21/2017	Active	53	26	5	21	65.63%	40	1	1			N	3			
Exc Award (06/30/2023, 06/30/2024)																		
52092	TORONTO MABUHAY	10/22/1991	Active	35	1	2	-1	-2.78%	35	5	1			N	3		\$1,999.41	
Exc Award (06/30/2018, 06/30/2020, 06/30/20																		
151849	Toronto Mahal Kita	07/01/2022	Active(2)	8	0	1	-1	-11.11%	17	2	3			N	S,T	24+		
121332	Toronto Maharlika	02/18/2014	Active	31	1	0	1	3.33%	32		5		5	N	9			
Exc Award (06/30/2018, 06/30/2019)																		
105282	TORONTO NETRALYA	04/21/2009	Active	46	7	0	7	17.95%	44		3		2	R	1		\$551.55	
Exc Award (06/30/2016)																		
89532	TORONTO PARAGON	10/31/2005	Cancelled(8*)	0	0	10	-10	-100.00%	10	7	18	1	None	P,S,T,M,VP SC	24+	90+ Days		
148504	Toronto Pillar of Hope	10/06/2021	Active	42	14	0	14	50.00%	21		1			N	2		\$290.60	
Exc Award (06/30/2023)																		
146141	Toronto Sinagtala	06/08/2021	Active	5	0	1	-1	-16.67%	9	2	1			VP,SC	19			
14790	TORONTO SUOMI FINLANDIA	05/25/1971	Active(1)	28	1	1	0	0.00%	29	18	1			N	SC	13		
109497	TORONTO TRILLIUM	10/12/2010	Active(3)	16	2	0	2	14.29%	14		0			M,VP,SC	24+			
Exc Award (06/30/2019)																		
14791	WEST HILL HIGHLAND CREEK	09/22/1944	Active	13	3	0	3	30.00%	14		0			N	2		\$104.71	
14792	WESTON	02/18/1941	Active	20	1	2	-1	-4.76%	22	23	0			N	T,M,SC	2	\$581.95	
Exc Award (06/30/2016, 06/30/2017)																		
14793	WISHING WELL	09/25/1958	Active	5	0	0	0	0.00%	5		9			N	T	3	\$222.48	
Exc Award (06/30/2023)																		
14761	WOODBIDGE	03/23/1954	Active	8	0	0	0	0.00%	8		2			P,M,VP,SC	N/R			
14794	YORK	08/07/1935	Active	10	0	0	0	0.00%	9		12	1	None	P,S,T,M,VP SC	N/R			





## Club Health Assessment for District A 711 through January 2025

				Status	Membership						Reports					Finance	LCIF	
Club Number	Club Name	Charter Date			Current	YTD	YTD	YTD	YTD	Member	Avg. length	Months	Yrs. Since	President	Vice	Months	Account	Donations
					Member	Members	Members	Net	Net	Count	12	of service	Since					
					Count	Added	Dropped	Growth	Growth%	Months	for dropped	Last	Officer	Rotation	President	Activity		Fiscal
										Ago	members	MMR ***	Report		Reported ****	Report ***		Year
					Number of times on status quo within last two years	If below 15 members appears				If net loss is greater than 20% appears		If no report in 3 months appears in	When more than one year appears in	Number of repeat terms	Notes the officers that do not have an active	If no report at 12 months appears in red		

Clubs Cancelled Previous Fiscal Year – Clubs Cancelled within last 12 months may be reinstated

Club Number	Club Name	Charter Date	Current Status*	Cancellation Date
148786	GTA Eagle Executive	11/05/2021	Cancelled(8*)	06/29/2024
140208	Toronto Beyond Difference	11/08/2019	Cancelled(6*)	04/29/2024
142212	Toronto Capri	07/13/2020	Cancelled(8*)	12/29/2023
50192	TORONTO MANDARIN	02/16/1990	Cancelled(6*)	04/29/2024
48514	YORK MOUNT DENNIS	05/06/1988	Cancelled(6*)	07/29/2023

Current Total Clubs Count	YTD New Clubs Count	YTD Cancelled Clubs Count	YTD Net Club Gain	Current Total Members Count	YTD Add	YTD Drop	YTD Net Growth	YTD Net Growth %	Member Count 12 Months Ago	Average Member Count Per Club	% of Clubs with less than 20 members	% No MMR in 3 Months	% No Officer Report in 12 Months	% of Clubs with balance 90+ days	Number of Clubs in Status Quo	% Status Quo Clubs in Financial Suspension	Number of Cancelled Clubs	Average Cancelled Club Age	Members Lost Due to Cancellation	% of Clubs Cancelled for Non-Financial Reasons
74	1	4	-3	1,458	225	124	101	7.44%	1,481	20	54%	47%	8%	3%	0	0%	4	48	41	-50%

\* - P - Priority Club. Cancellation Reasons: 1-Objectives/conduct, 2-Non-active club, 5-Non-existing club, 6-Disbanding, 7-Merger, 8-Financial Suspension, 9-District/Multiple District Dues.

\*\* - Abbreviation: P-President, S-Secretary, T-Treasurer, M-Member Chairperson, VP-First Vice President, MC-Communications Chairperson, SC-Service Chairperson

\*\*\* - Abbreviation: N/R - Never reported using the Lions Clubs website, N/A - Not applicable, No password registered for the Lions Clubs website.

\*\*\*\* - Abbreviation: N - New, IP - Immediate Past, R - Repeat.





# Club Health Assessment for District A 9 through January 2025

			Status	Membership							Reports					Finance		LCIF
Club Number	Club Name	Charter Date		Current Member Count	YTD Members Added	YTD Members Dropped	YTD Net Growth	YTD Net Growth%	Member Count 12 Months Ago	Avg. length of service for dropped members	Months Since Last MMR ***	Yrs. Since Last Officer Report	President Rotation	Vice President Reported ****	Months Since Last Activity Report ***	Account Balance	Donations for current Fiscal Year	
			Number of times on status quo within last two years	If below 15 members appears				If net loss is greater than 20% appears			If no report in 3 months appears in	When more than one year appears in	Number of repeat terms	Notes the officers that do not have an active	If no report at 12 months appears in red			
Clubs less than two years old																		
171470	Ayton	06/04/2024	Active	32	5	4	1	3.23%	0	0	4		2	VP,SC	0			
Clubs more than two years old																		
14830	ARTHUR	11/14/1939	Active	19	0	1	-1	-5.00%	19	1	3		2	R M,SC	1		\$1,006.21	
Exc Award (06/30/2024)																		
33843	AUBURN & DISTRICT L C	05/18/1977	Active	31	0	0	0	0.00%	29		3			N SC	1			
14833	BLYTH	03/27/1945	Active	39	2	2	0	0.00%	40	7	0			N SC	1		\$185.09	
Exc Award (06/30/2018, 06/30/2022, 06/30/20																		
14835	BRUSSELS	03/13/1946	Active	48	5	2	3	6.67%	44	25	0			N	0		\$790.60	
Exc Award (06/30/2018, 06/30/2023, 06/30/20																		
30673	CENTRE GREY	04/30/1975	Active	10	0	0	0	0.00%	10		21		23	M,VP,SC	10			
37115	CHEPSTOW & DISTRICT L C	05/24/1979	Active	62	0	0	0	0.00%	58		0			N SC	0			
Exc Award (06/30/2016, 06/30/2019, 06/30/20																		
36321	CLIFFORD & DISTRICT L C	12/21/1978	Active	4	0	1	-1	-20.00%	4	9	6		2	VP,SC	0			
30047	DUBLIN & DISTRICT L C	12/27/1974	Active	23	0	1	-1	-4.17%	24	9	3		2	N SC	1			
Exc Award (06/30/2023)																		
14838	DUNDALK & DISTRICT L C	06/14/1973	Active(1)	7	0	0	0	0.00%	7		17		None	P,S,T,M,VP SC	11			
97144	DUNGANNON AND DISTRICT	05/30/2006	Active	10	0	0	0	0.00%	10		24	1	None	P,S,T,M,VP SC	10			
28185	FERNDAL E LIONS HEAD & DISTRICT	03/26/1974	Active	23	0	3	-3	-11.54%	25	2	0			N M,SC	3		\$666.09	
Exc Award (06/30/2022)																		
33681	FORMOSA DISTRICT L C	04/05/1977	Active	44	0	1	-1	-2.22%	45	8	4			VP,SC	0			
Exc Award (06/30/2023)																		
14843	GODERICH	08/07/1922	Active	75	2	11	-9	-10.71%	85	9	2			N SC	0			
Exc Award (06/30/2022, 06/30/2023)																		
14844	GRAND VALLEY	11/07/1950	Active	22	6	5	1	4.76%	23	6	0			VP,SC	0			
Exc Award (06/30/2023)																		
103791	HANOVER	10/09/2008	Active	21	2	6	-4	-16.00%	25	5	1			N S,M,SC	1			
Exc Award (06/30/2016, 06/30/2018)																		



# Club Health Assessment for District A 9 through January 2025

			Status	Membership							Reports					Finance		LCIF
Club Number	Club Name	Charter Date		Current Member Count	YTD Members Added	YTD Members Dropped	YTD Net Growth	YTD Net Growth%	Member Count 12 Months Ago	Avg. length of service for dropped members	Months Since Last MMR ***	Yrs. Since Last Officer Report	President Rotation	Vice President Reported ****	Months Since Last Activity Report ***	Account Balance	Donations for current Fiscal Year	
			Number of times on status quo within last two years	If below 15 members appears				If net loss is greater than 20% appears			If no report in 3 months appears in	When more than one year appears in	Number of repeat terms	Notes the officers that do not have an active	If no report at 12 months appears in red			
41019	HOLLAND CENTRE/ WILLIAMSFORD & DISTRICT	03/30/1982	Active	14	0	3	-3	-17.65%	17	27	2		15	P,T,M,VP,SC	2			
38905	KEMBLE & DISTRICT L C	09/29/1980	Active	13	0	1	-1	-7.14%	12	13	4		7	R M,SC	0			
29211	KINCARDINE	04/17/1974	Active	69	2	2	0	0.00%	68	9	1			N	0			
	Exc Award (06/30/2018, 06/30/2019, 06/30/2020)																	
33937	LONDESBORO	05/31/1977	Active	31	0	2	-2	-6.06%	34	16	1			N SC	0			
	Exc Award (06/30/2018, 06/30/2022, 06/30/2023)																	
14852	LUCKNOW	11/27/1956	Active	15	0	4	-4	-21.05%	19	22	2		None	P,T,M,VP,SC	13			
32800	MILDMAY & DISTRICT L C	10/05/1976	Active	10	0	0	0	0.00%	9		7		3	N M,SC	10			
14854	MITCHELL	07/16/1936	Active	17	1	0	1	6.25%	20		3		2	N M,SC	13			
	Exc Award (06/30/2022, 06/30/2023)																	
14856	MOUNT FOREST	05/17/1938	Active	69	5	12	-7	-9.21%	70	16	0			N SC	1		\$471.73	
	Exc Award (06/30/2016, 06/30/2018, 06/30/2020)																	
29800	NEUSTADT & DISTRICT	09/24/1974	Active	29	2	3	-1	-3.33%	29	6	0			N M,SC	1		\$21.69	
	Exc Award (06/30/2019, 06/30/2023)																	
14858	ORANGEVILLE	03/11/1949	Active	52	3	1	2	4.00%	51	2	0			N SC	0		\$2,164.17	
14859	OWEN SOUND	01/31/1946	Active	13	0	0	0	0.00%	13		6			R M,SC	11			
61787	OWEN SOUND SCENIC CITY	04/13/1999	Active	10	0	0	0	0.00%	8		1		6	R SC	0		\$460.07	
	Exc Award (06/30/2016, 06/30/2023)																	
14860	PALMERSTON	09/07/1939	Active	32	2	1	1	3.23%	38	8	2			N SC	0		\$1,080.93	
	Exc Award (06/30/2016, 06/30/2018)																	
109350	PIKE LAKE MINTO	09/27/2010	Active	9	0	0	0	0.00%	10		1		3	M,VP,SC	9			
30267	PORT ELGIN & DISTRICT	02/26/1975	Active	27	1	7	-6	-18.18%	25	1	1		2	N M	0			
	Exc Award (06/30/2022, 06/30/2024)																	
14863	RIPLEY & DISTRICT L C	04/18/1972	Active	38	1	1	0	0.00%	40	50	2			N SC	0		\$1,471.01	
	Exc Award (06/30/2016, 06/30/2021, 06/30/2023)																	
39623	SAUBLE BEACH & DISTRICT	03/24/1981	Active	29	2	2	0	0.00%	28	12	2			N SC	1			
	Exc Award (06/30/2017, 06/30/2023, 06/30/2024)																	
14867	SEAFORTH	12/09/1924	Active	17	0	1	-1	-5.56%	16	33	1		7	VP	5			



## Club Health Assessment for District A 9 through January 2025

			Status		Membership						Reports					Finance		LCIF		
Club Number	Club Name	Charter Date			Current Member Count	YTD Members Added	YTD Members Dropped	YTD Net Growth	YTD Net Growth%	Member Count 12 Months Ago	Avg. length of service for dropped members	Months Since Last MMR ***	Yrs. Since Last Officer Report	President Rotation	Vice President Reported ****	Months Since Last Activity Report ***	Account Balance	Donations for current Fiscal Year		
			Number of times on status quo within last two years		If below 15 members appears				If net loss is greater than 20% appears			If no report in 3 months appears in	When more than one year appears in	Number of repeat terms	Notes the officers that do not have an active	If no report at 12 months appears in red				
Exc Award (06/30/2023, 06/30/2024)																				
31257	SHELBURNE & DISTRICT	10/09/1975	Active		21	1	0	1	5.00%	21		2			M,VP,SC	0				
44025	THORNBURY BEAVER VALLEY	06/22/1984	Active		12	3	1	2	20.00%	11	40	2		8	M,VP,SC	10				
14871	TIVERTON & DISTRICT L C	01/09/1973	Active		26	2	0	2	8.33%	26		2			N SC	0				
Exc Award (06/30/2019, 06/30/2022, 06/30/2024)																				
101700	WEST GREY DURHAM	05/09/2008	Active		61	0	1	-1	-1.61%	57	11	1			N	0				
Exc Award (06/30/2022, 06/30/2024)																				
14873	WIARTON AND DISTRICT	08/26/1954	Active		14	0	0	0	0.00%	14		7			VP,SC	2		\$69.38		
14874	WINGHAM	06/01/1938	Active		20	0	1	-1	-4.76%	20	2	3		2	R SC	0				
Current Total Clubs Count	YTD New Clubs Count	YTD Cancelled Clubs Count	YTD Net Club Gain	Current Total Members Count	YTD Add	YTD Drop	YTD Net Growth	YTD Net Growth %	Member Count 12 Months Ago	Average Member Count Per Club	% of Clubs with less than 20 members	% No MMR in 3 Months	% No Officer Report in 12 Months	% of Clubs with balance 90+ days	Number of Clubs in Status Quo	% Status Quo Clubs in Financial Suspension	Number of Cancelled Clubs	Average Cancelled Club Age	Members Lost Due to Cancellation	% of Clubs Cancelled for Non-Financial Reasons
40	0	0	0	1,118	47	80	-33	-2.87%	1,104	28	40%	38%	3%	0%	0	0%	0	0	0	0%

\* - P - Priority Club. Cancellation Reasons: 1-Objectives/conduct, 2-Non-active club, 5-Non-existing club, 6-Disbanding, 7-Merger, 8-Financial Suspension, 9-District/Multiple District Dues.

\*\* - Abbreviation: P-President, S-Secretary, T-Treasurer, M-Member Chairperson, VP-First Vice President, MC-Communications Chairperson, SC-Service Chairperson

\*\*\* - Abbreviation: N/R - Never reported using the Lions Clubs website, N/A - Not applicable, No password registered for the Lions Clubs website.

\*\*\*\* - Abbreviation: N - New, IP - Immediate Past, R - Repeat.




# Club Health Assessment for District A 12 through January 2025

			Status	Membership							Reports					Finance		LCIF
Club Number	Club Name	Charter Date		Current Member Count	YTD Members Added	YTD Members Dropped	YTD Net Growth	YTD Net Growth%	Member Count 12 Months Ago	Avg. length of service for dropped members	Months Since Last MMR ***	Yrs. Since Last Officer Report	President Rotation	Vice President Reported ****	Months Since Last Activity Report ***	Account Balance	Donations for current Fiscal Year	
			Number of times on status quo within last two years	If below 15 members appears				If net loss is greater than 20% appears			If no report in 3 months appears in	When more than one year appears in	Number of repeat terms	Notes the officers that do not have an active	If no report at 12 months appears in red			
Clubs more than two years old																		
14953	ALLISTON	11/20/1936	Active	37	3	2	1	2.78%	35	15	2			N	1		\$672.24	
Exc Award (06/30/2022, 06/30/2023)																		
134915	Almaguin Highlands	06/06/2018	Active	31	2	5	-3	-8.82%	34	13	2		8	T,M,VP,SC	11		\$223.23	
Exc Award (06/30/2019, 06/30/2020, 06/30/2021)																		
14954	ANGUS DISTRICT	11/29/1962	Active	9	0	0	0	0.00%	9		11			T,VP	14			
Exc Award (06/30/2017)																		
14957	BARRIE	09/18/1931	Active	17	1	0	1	6.25%	21		5			VP	4		\$148.06	
Exc Award (06/30/2017, 06/30/2018)																		
62100	BARRIE SOUTH	06/05/1999	Active	40	1	6	-5	-11.11%	44	9	1			VP	0		\$276.56	
Exc Award (06/30/2017, 06/30/2018, 06/30/2019)																		
140824	Baxter Ward	02/11/2020	Active	21	0	2	-2	-8.70%	23	4	6		6	N	4		\$98.47	
Exc Award (06/30/2024)																		
14958	BAYSVILLE	06/14/1972	Active	12	0	0	0	0.00%	12		3		2	P,T,M,VP,SC	10		\$255.55	
Exc Award (06/30/2018)																		
14961	BRACEBRIDGE	11/23/1942	Active	28	1	1	0	0.00%	33	6	4		2	N	0	90+ Days		
Exc Award (06/30/2017, 06/30/2018)																		
14962	BRADFORD	09/29/1937	Active	28	0	0	0	0.00%	30		8		2	VP,SC	19			
Exc Award (06/30/2017, 06/30/2018)																		
14680	BURKS FALLS	10/22/1938	Active	8	0	0	0	0.00%	8		0			S,M,VP,SC	21			
14969	COLDWATER	08/17/1939	Active	40	6	4	2	5.26%	39	5	1			N	1		\$21.51	
Exc Award (06/30/2018)																		
14971	DORSET	04/06/1972	Active	29	0	0	0	0.00%	29		5		2	R	10		\$1,110.51	
Exc Award (06/30/2018, 06/30/2024)																		
14972	DWIGHT	12/08/1971	Active	29	0	0	0	0.00%	24		7			N	2		\$7.12	
Exc Award (06/30/2017)																		
14973	ELMVALE DISTRICT	01/19/1949	Active	28	1	3	-2	-6.67%	28	14	2		2	R	0		\$14.46	
Exc Award (06/30/2018, 06/30/2020)																		
145063	Elmvale Lioness	03/05/2021	Active	10	1	2	-1	-9.09%	11	3	3		2	N	1			



# Club Health Assessment for District A 12 through January 2025

			Status	Membership							Reports					Finance	LCIF	
Club Number	Club Name	Charter Date		Current Member Count	YTD Members Added	YTD Members Dropped	YTD Net Growth	YTD Net Growth%	Member Count 12 Months Ago	Avg. length of service for dropped members	Months Since Last MMR ***	Yrs. Since Last Officer Report	President Rotation	Vice President Reported ****	Months Since Last Activity Report ***	Account Balance	Donations for current Fiscal Year	
			Number of times on status quo within last two years	If below 15 members appears					If net loss is greater than 20% appears			If no report in 3 months appears in	When more than one year appears in	Number of repeat terms	Notes the officers that do not have an active	If no report at 12 months appears in red		
37322	EMSDALE	03/25/1979	Active	7	0	2	-2	-22.22%	8	3	1		3	VP,SC	21	90+ Days		
14974	GRAVENHURST	10/10/1946	Active	20	1	1	0	0.00%	21	9	2		N	M,SC	2		\$1,419.78	
Exc Award (06/30/2017, 06/30/2018, 06/30/2020)																		
14975	HUNTSVILLE	10/22/1941	Active(1)	3	3	6	-3	-50.00%	6	10	3			M,VP,SC	1		\$7.12	
Exc Award (06/30/2018)																		
14976	INNISFIL L C	04/26/1973	Active	19	1	4	-3	-13.64%	18	1	0		4	R	SC		0	\$1,561.46
49976	KEARNEY	11/22/1989	Active	23	4	0	4	21.05%	21		1		6	R	M,SC		13	\$719.44
Exc Award (06/30/2020, 06/30/2023)																		
14980	MAC TIER & DIST	11/28/1947	Active(1)	15	2	3	-1	-6.25%	16	12	1		9		M,VP,SC		0	\$50.36
Exc Award (06/30/2018, 06/30/2020)																		
14697	MAGNETAWAN	10/25/1966	Active	35	3	2	1	2.94%	34	37	0		2	N	SC	6		
Exc Award (06/30/2017, 06/30/2018)																		
14982	MIDLAND	11/22/1937	Active	13	1	4	-3	-18.75%	16	6	2		2	R	SC	7	90+ Days	
Exc Award (06/30/2018, 06/30/2020)																		
14987	ORILLIA	08/26/1937	Active	22	1	1	0	0.00%	24	26	2			N		0		
Exc Award (06/30/2018, 06/30/2020)																		
14988	ORO DISTRICT L C	01/30/1973	Active	33	0	2	-2	-5.71%	33	23	2			N		0	\$80.13	
Exc Award (06/30/2017, 06/30/2024)																		
14989	PARRY SOUND	05/31/1940	Active	15	0	0	0	0.00%	13		3		2		VP,SC	21		
14991	PENETANGUISHENE	08/29/1939	Active	40	4	2	2	5.26%	33	2	1			VP		1	\$401.30	
Exc Award (06/30/2016, 06/30/2018, 06/30/2020)																		
32320	PENINSULA L C	05/28/1976	Active	14	0	0	0	0.00%	20		6			N	M,SC	16		
Exc Award (06/30/2017, 06/30/2018)																		
14992	PORT CARLING	11/01/1945	Active	22	0	4	-4	-15.38%	26	12	0			N	SC	0	\$36.14	
Exc Award (06/30/2016)																		
38602	PORT MC NICOLL	06/29/1980	Active	18	0	3	-3	-14.29%	16	11	5			R	SC	5	\$17.83	
Exc Award (06/30/2024)																		
14993	SCHOMBERG	03/20/1947	Active	20	2	0	2	11.11%	18		2		4		M,VP,SC	1		



## Club Health Assessment for District A 12 through January 2025

Club Number	Club Name	Charter Date	Status	Membership							Reports					Finance	LCIF
				Current Member Count	YTD Members Added	YTD Members Dropped	YTD Net Growth	YTD Net Growth%	Member Count 12 Months Ago	Avg. length of service for dropped members	Months Since Last MMR ***	Yrs. Since Last Officer Report	President Rotation	Vice President Reported ****	Months Since Last Activity Report ***	Account Balance	Donations for current Fiscal Year
			Number of times on status quo within last two years	If below 15 members appears				If net loss is greater than 20% appears			If no report in 3 months appears	When more than one year appears in	Number of repeat terms	Notes the officers that do not have an active	If no report at 12 months appears in red		
14709	SOUTH RIVER	06/10/1960	Active	29	4	1	3	11.54%	26	0	1		2	R	M,SC	0	\$7.12
	Exc Award (06/30/2017, 06/30/2024)																
37933	SPRINGWATER VESPRE	01/29/1980	Active	12	0	0	0	0.00%	12		11		2		VP,SC	7	
	Exc Award (06/30/2018)																
14994	STAYNER	05/24/1956	Active	20	0	1	-1	-4.76%	20	3	0			N	SC	8	\$1,460.26
	Exc Award (06/30/2017, 06/30/2024)																
14995	STEPHENSON DISTRICT L C	05/25/1973	Active	27	7	1	6	28.57%	20	1	0		3	R	SC	3	
14712	SUNDRIDGE	03/30/1944	Active	17	2	4	-2	-10.53%	19	8	2				VP,SC	13	\$7.12
	Exc Award (06/30/2019, 06/30/2023)																
30594	THORNTON DISTRICT	04/11/1975	Active	12	4	0	4	50.00%	9		0		8		M,VP,SC	24+	
98169	TINY TOWNSHIP	01/01/2007	Active	31	4	0	4	14.81%	25		0		2	R		0	\$220.32
	Exc Award (06/30/2017, 06/30/2018, 06/30/2020)																
14998	TOTTENHAM DISTRICT L C	02/09/1969	Active	29	0	1	-1	-3.33%	26	2	0				M,VP,SC	12	\$7.12
	Exc Award (06/30/2023)																
15000	VICTORIA HARBOUR & DISTRICT	07/18/1972	Active	35	2	2	0	0.00%	37	2	3		4	R		3	\$118.63
	Exc Award (06/30/2018, 06/30/2023)																
15001	WASAGA BEACH	02/12/1963	Active	49	9	0	9	22.50%	38		0			N	VP	1	\$355.83
	Exc Award (06/30/2017, 06/30/2018, 06/30/2020)																
15002	WASHAGO	11/15/1949	Active	25	2	4	-2	-7.41%	30	5	0		None		P,T,M,VP,SC	1	\$50.00
	Exc Award (06/30/2017, 06/30/2023)																
14686	WHITESTONE MC KELLAR	03/09/1972	Active	12	0	2	-2	-14.29%	12	0	6		4		M,VP,SC	1	
	Exc Award (06/30/2023, 06/30/2024)																
15003	WINDERMERE & DISTRICT L C	04/23/1968	Active	13	1	0	1	8.33%	13		3		9	N	M,VP,SC	16	\$146.03

Clubs Cancelled Previous Fiscal Year – Clubs Cancelled within last 12 months may be reinstated

Club Number	Club Name	Charter Date	Current Status*	Cancellation Date
130905	Collingwood Centennial	05/08/2017	Cancelled(6*)	04/29/2024



## Club Health Assessment for District A 12 through January 2025

Club Number			Club Name			Charter Date			Status					Membership					Reports					Finance		LCIF
									Current Member Count	YTD Members Added	YTD Members Dropped	YTD Net Growth	YTD Net Growth%	Member Count 12 Months Ago	Avg. length of service for dropped members	Months Since Last MMR ***	Yrs. Since Last Officer Report	President Rotation	Vice President Reported ****	Months Since Last Activity Report ***	Account Balance	Donations for current Fiscal Year				
									Number of times on status quo within last two years	If below 15 members appears			If net loss is greater than 20% appears			If no report in 3 months appears in		When more than one year appears in	Number of repeat terms	Notes the officers that do not have an active		If no report at 12 months appears in red				
Current Total Clubs Count	YTD New Clubs Count	YTD Cancelled Clubs Count	YTD Net Club Gain	Current Total Members Count	YTD Add	YTD Drop	YTD Net Growth	YTD Net Growth %	Member Count 12 Months Ago	Average Member Count Per Club	% of Clubs with less than 20 members	% No MMR in 3 Months	% No Officer Report in 12 Months	% of Clubs with balance 90+ days	Number of Clubs in Status Quo	% Status Quo Clubs in Financial Suspension	Number of Cancelled Clubs	Average Cancelled Club Age	Members Lost Due to Cancellation	% of Clubs Cancelled for Non-Financial Reasons						
44	0	0	0	997	73	75	-2	-0.20%	990	23	41%	39%	0%	9%	0	0%	0	0	0	0%						

\* - P - Priority Club. Cancellation Reasons: 1-Objectives/conduct, 2-Non-active club, 5-Non-existing club, 6-Disbanding, 7-Merger, 8-Financial Suspension, 9-District/Multiple District Dues.

\*\* - Abbreviation: P-President, S-Secretary, T-Treasurer, M-Member Chairperson, VP-First Vice President, MC-Communications Chairperson, SC-Service Chairperson

\*\*\* - Abbreviation: N/R - Never reported using the Lions Clubs website, N/A - Not applicable, No password registered for the Lions Clubs website.

\*\*\*\* - Abbreviation: N - New, IP - Immediate Past, R - Repeat.



# Club Health Assessment for District A 15 through January 2025

			Status	Membership							Reports					Finance	LCIF
Club Number	Club Name	Charter Date		Current Member Count	YTD Members Added	YTD Members Dropped	YTD Net Growth	YTD Net Growth%	Member Count 12 Months Ago	Avg. length of service for dropped members	Months Since Last MMR ***	Yrs. Since Last Officer Report	President Rotation	Vice President Reported ****	Months Since Last Activity Report ***	Account Balance	Donations for current Fiscal Year
			Number of times on status quo within last two years	If below 15 members appears				If net loss is greater than 20% appears			If no report in 3 months appears in	When more than one year appears in	Number of repeat terms	Notes the officers that do not have an active	If no report at 12 months appears in red		
Clubs more than two years old																	
110809	ARISS AND MARYHILL	04/12/2011	Active	15	3	0	3	25.00%	12		1		2	VP	1		
14831	ATWOOD	01/29/1957	Active	36	1	1	0	0.00%	38	7	3			N	SC	4	
62161	AYR - NORTH DUMFRIES	06/23/1999	Active	16	0	0	0	0.00%	17		9				VP,SC	7	
14832	BAYFIELD	02/04/1947	Active	37	0	0	0	0.00%	35		7		2	M,VP,SC	24+		\$719.44
33844	BELWOOD & DISTRICT L C	05/10/1977	Active	16	2	0	2	14.29%	24		2		2	N	SC	0	
Exc Award (06/30/2016)																	
14923	BRANTFORD	02/23/1926	Active	7	0	0	0	0.00%	8		6				VP,SC	24+	
119686	Breslau	06/21/2013	Active	3	0	0	0	0.00%	3		20		7		M,VP,SC	7	
14834	BRIDGEPORT	02/22/1967	Active	8	0	0	0	0.00%	8		11		3	R	M,SC	8	
14924	BURFORD	12/20/1945	Active	20	0	3	-3	-13.04%	23	12	1			N	SC	7	
61745	CAMBRIDGE HIGHLANDS	04/01/1999	Active	7	0	0	0	0.00%	8		6		2	N		1	
Exc Award (06/30/2017, 06/30/2018, 06/30/20)																	
43481	CENTRALIA-HURON PARK L C	02/29/1984	Active(1)	3	0	2	-2	-40.00%	5	9	3		2		M,VP,SC	24+	
Exc Award (06/30/2018)																	
31933	COPETOWN	03/23/1976	Active	27	1	3	-2	-6.90%	28	16	2			N	M,SC	0	\$10.00
Exc Award (06/30/2018, 06/30/2021)																	
14837	DRUMBO	12/01/1955	Active	19	4	2	2	11.76%	17	25	0			N	T,M,SC	7	90+ Days
14932	DUNDAS	01/15/1931	Active	37	3	3	0	0.00%	38	24	0				VP	1	\$931.93
147289	Dundas Lioness	06/30/2021	Active	18	2	2	0	0.00%	22	1	1			N	S,M,SC	24+	
14839	ELMIRA	04/26/1955	Active	86	2	1	1	1.18%	85	12	1			N		24+	
14840	ELORA	11/12/1946	Active	13	0	0	0	0.00%	13		9			N	M,VP,SC	7	\$432.01
14841	EXETER	12/01/1937	Active	53	1	2	-1	-1.85%	56	17	0			N		8	\$719.44
Exc Award (06/30/2018)																	
34522	FERGUS	10/07/1977	Active	21	2	2	0	0.00%	25	11	0		7	R	M	1	\$34.69
45682	FREELTON	01/31/1986	Active	14	7	0	7	100.00%	15		0			IP	M,SC	0	90+ Days






# Club Health Assessment for District A 15 through January 2025

			Status	Membership							Reports					Finance		LCIF
Club Number	Club Name	Charter Date		Current Member Count	YTD Members Added	YTD Members Dropped	YTD Net Growth	YTD Net Growth%	Member Count 12 Months Ago	Avg. length of service for dropped members	Months Since Last MMR ***	Yrs. Since Last Officer Report	President Rotation	Vice President Reported ****	Months Since Last Activity Report ***	Account Balance	Donations for current Fiscal Year	
			Number of times on status quo within last two years	If below 15 members appears				If net loss is greater than 20% appears			If no report in 3 months appears in	When more than one year appears in	Number of repeat terms	Notes the officers that do not have an active	If no report at 12 months appears in red			
14842	GALT-CAMBRIDGE L C	01/31/1938	Active	12	2	0	2	20.00%	11		3		2	R SC	24+		\$1,079.17	
56118	GLEN MORRIS	09/20/1994	Active	21	0	0	0	0.00%	18		0		2	M,VP,SC	11			
14845	GUELPH	09/26/1944	Active	22	3	3	0	0.00%	20	11	0		2	N	1			
Exc Award (06/30/2020, 06/30/2021, 06/30/2022)																		
46959	GUELPH ROYAL CITY	02/27/1987	Active	12	1	1	0	0.00%	13	20	1			N M,SC	1			
29371	HICKSON & DISTRICT	05/29/1974	Active	12	0	0	0	0.00%	13		4			N	2		(\$147.49)	
14847	HILLSBURGH & DISTRICT L C	05/20/1971	P- Active	0	0	10	-10	-100.00%	11	12	1		None	P,S,T,M,VP SC	24+			
Exc Award (06/30/2016, 06/30/2018)																		
14849	INGERSOLL	12/14/1938	Active	13	0	0	0	0.00%	13		8		3	M,VP	0			
Exc Award (06/30/2016)																		
33218	INNERKIP & DIST	01/06/1977	Active	32	4	1	3	10.34%	29	3	0			N	10		\$1,148.55	
14850	KITCHENER	08/05/1937	Active	31	3	7	-4	-11.43%	33	1	0		2	N SC	1		\$69.38	
Exc Award (06/30/2016, 06/30/2024)																		
14851	KITCHENER OKTOBERFEST	09/17/1970	Active	11	0	0	0	0.00%	11		9			N SC	9			
36892	KITCHENER PIONEER	04/23/1979	Active	16	1	1	0	0.00%	16	2	0		2	R SC	0			
59129	KITCHENER-WATERLOO COMM SPIRIT	02/11/1997	Active	12	0	0	0	0.00%	17		7		2	R	0			
Exc Award (06/30/2021, 06/30/2023)																		
40871	LINWOOD & DIST	02/26/1982	Active	17	3	0	3	21.43%	14		2		3	VP,SC	24+			
14939	LYNDEN	03/07/1957	Active	25	0	1	-1	-3.85%	27	68	1		2	N SC	0		\$22.21	
Exc Award (06/30/2016)																		
29918	MARSVILLE & DISTRICT	11/13/1974	Active	4	0	1	-1	-20.00%	5	50	2		18	P,M,VP,SC	7			
Exc Award (06/30/2016)																		
14853	MILVERTON	12/04/1939	Active	37	6	1	5	15.63%	34	1	5			N M,SC	24+			
14855	MONKTON	09/15/1952	Active	15	0	1	-1	-6.25%	17	47	3			P,VP,SC	24+		\$1,040.76	
130035	Mosborough Busy Busy	02/15/2017	Active	22	0	1	-1	-4.35%	22	3	3		5	R	9			
14861	PARADISE & DISTRICT L C	02/14/1973	Active	20	1	0	1	5.26%	19		3			VP,SC	24+			



# Club Health Assessment for District A 15 through January 2025

			Status	Membership							Reports					Finance		LCIF
Club Number	Club Name	Charter Date		Current Member Count	YTD Members Added	YTD Members Dropped	YTD Net Growth	YTD Net Growth%	Member Count 12 Months Ago	Avg. length of service for dropped members	Months Since Last MMR ***	Yrs. Since Last Officer Report	President Rotation	Vice President Reported ****	Months Since Last Activity Report ***	Account Balance	Donations for current Fiscal Year	
			Number of times on status quo within last two years	If below 15 members appears				If net loss is greater than 20% appears			If no report in 3 months appears in	When more than one year appears in	Number of repeat terms	Notes the officers that do not have an active	If no report at 12 months appears in red			
14945	PARIS	03/16/1931	Active	40	5	6	-1	-2.44%	40	17	0			N	SC	1		
	Exc Award (06/30/2017, 06/30/2018, 06/30/2020)																	
68902	PLATTSVILLE & DISTRICT	06/17/2003	Active	14	1	0	1	7.69%	11		0		2	R	SC	2		
14946	ROCKTON	04/13/1965	Active	53	1	0	1	1.92%	59		0			N	M	13	\$1,110.51	
	Exc Award (06/30/2018, 06/30/2021)																	
14864	ROCKWOOD & DISTRICT L C	03/03/1972	Active	24	2	2	0	0.00%	25	9	1		4	R	M,SC	0	\$290.41	
14949	SHEFFIELD	04/26/1965	Active	14	0	0	0	0.00%	13		0			N		9	\$252.99	
	Exc Award (06/30/2024)																	
14947	ST GEORGE	04/11/1945	Active	59	2	2	0	0.00%	63	14	0			N	SC	2	\$2,367.74	
	Exc Award (06/30/2016, 06/30/2018)																	
14865	ST JACOBS	09/10/1953	Active	24	3	1	2	9.09%	22	0	1		3	R	SC	0		
	Exc Award (06/30/2017)																	
14866	ST MARYS	01/23/1940	Active	20	0	0	0	0.00%	18		8		2	N	SC	8		
14868	STRATFORD	01/13/1925	Active	10	0	1	-1	-9.09%	10	1	4				VP,SC	0	\$1,085.30	
	Exc Award (06/30/2024)																	
44432	SWEABURG & DIST	12/17/1984	Active	20	0	1	-1	-4.76%	21	4	3			N	VP	4		
14870	THAMESFORD	01/04/1961	Active	66	1	1	0	0.00%	67	47	0		2	N		0	\$1,445.71	
	Exc Award (06/30/2016, 06/30/2018, 06/30/2020)																	
14952	WATERDOWN DISTRICT L C	04/30/1967	Active	17	0	0	0	0.00%	16		8		2	R	SC	24+	\$35.78	
	Exc Award (06/30/2018)																	
29919	WELLESLEY & DISTRICT	11/13/1974	Active	24	4	1	3	14.29%	26	2	3		2	R	M,SC	13		
85011	WEST COAST	03/10/2005	Active(1)	14	4	0	4	40.00%	10		6		2	N	SC	21		
	Exc Award (06/30/2016)																	
14857	WILMOT LIONESS	10/20/1967	Active	27	2	0	2	8.00%	25		3		2	R	SC	24+		
14875	WOODSTOCK	04/01/1931	Active	26	0	0	0	0.00%	28		2		2		VP,SC	7		
	Exc Award (06/30/2016)																	
68901	WOOLWICH COMMUNITY	06/17/2003	Active	50	8	0	8	19.05%	45		2			N		1	\$355.84	
	Exc Award (06/30/2024)																	



## Club Health Assessment for District A 15 through January 2025

Club NumberClub NameCharter Date			Status		Membership							Reports				Finance		LCIF		
					Current Member Count	YTD Members Added	YTD Members Dropped	YTD Net Growth	YTD Net Growth%	Member Count 12 Months Ago	Avg. length of service for dropped members	Months Since Last MMR ***	Yrs. Since Last Officer Report	President Rotation	Vice President Reported ****	Months Since Last Activity Report ***	Account Balance	Donations for current Fiscal Year		
			Number of times on status quo within last two years	If below 15 members appears				If net loss is greater than 20% appears			If no report in 3 months appears in	When more than one year appears in	Number of repeat terms	Notes the officers that do not have an active	If no report at 12 months appears in red					
14876 ZURICH12/22/1944			Cancelled(6*)	0	0	0	0	0.00%	0		13		None	P,S,T,M,VP SC	24+					
Current Total Clubs Count	YTD New Clubs Count	YTD Cancelled Clubs Count	YTD Net Club Gain	Current Total Members Count	YTD Add	YTD Drop	YTD Net Growth	YTD Net Growth %	Member Count 12 Months Ago	Average Member Count Per Club	% of Clubs with less than 20 members	% No MMR in 3 Months	% No Officer Report in 12 Months	% of Clubs with balance 90+ days	Number of Clubs in Status Quo	% Status Quo Clubs in Financial Suspension	Number of Cancelled Clubs	Average Cancelled Club Age	Members Lost Due to Cancellation	% of Clubs Cancelled for Non-Financial Reasons
56	0	1	-1	1,292	85	64	21	1.65%	1,322	23	50%	45%	0%	4%	0	0%	1	80	0	100%

\* - P - Priority Club. Cancellation Reasons: 1-Objectives/conduct, 2-Non-active club, 5-Non-existing club, 6-Disbanding, 7-Merger, 8-Financial Suspension, 9-District/Multiple District Dues.

\*\* - Abbreviation: P-President, S-Secretary, T-Treasurer, M-Member Chairperson, VP-First Vice President, MC-Communications Chairperson, SC-Service Chairperson

\*\*\* - Abbreviation: N/R - Never reported using the Lions Clubs website, N/A - Not applicable, No password registered for the Lions Clubs website.

\*\*\*\* - Abbreviation: N - New, IP - Immediate Past, R - Repeat.



## Club Health Assessment for District A 16 through January 2025

			Status	Membership							Reports					Finance	LCIF
Club Number	Club Name	Charter Date		Current Member Count	YTD Members Added	YTD Members Dropped	YTD Net Growth	YTD Net Growth%	Member Count 12 Months Ago	Avg. length of service for dropped members	Months Since Last MMR ***	Yrs. Since Last Officer Report	President Rotation	Vice President Reported ****	Months Since Last Activity Report ***	Account Balance	Donations for current Fiscal Year
			Number of times on status quo within last two years	If below 15 members appears				If net loss is greater than 20% appears			If no report in 3 months appears in	When more than one year appears in	Number of repeat terms	Notes the officers that do not have an active	If no report at 12 months appears in red		
Clubs less than two years old																	
171839	Vaughan Saga	05/29/2024	Active	22	0	0	0	0.00%	0		1		2	S,T,M,VP,SC	N/R		
179754	Zephyr Scott	01/31/2025	Newly Chartered	21	21	0	21	100.00%	0		0			M,VP,SC	N/R		
Clubs more than two years old																	
14583	AJAX	12/10/1953	Active	18	2	0	2	12.50%	15		2			N	SC	1	
Exc Award (06/30/2023)																	
128874	Angus Glen	09/29/2016	Active	11	0	0	0	0.00%	11		6			R		0	
Exc Award (06/30/2018, 06/30/2021)																	
14955	AURORA	04/12/1944	Active	20	4	4	0	0.00%	24	3	2				VP,SC	0	\$361.43
Exc Award (06/30/2016, 06/30/2018, 06/30/2021)																	
14959	BEAVERTON	12/12/1947	Active	51	0	3	-3	-5.56%	55	6	0			N		1	\$18.07
Exc Award (06/30/2017)																	
39045	BLACKSTOCK CARTWRIGHT	11/20/1980	Active	15	0	3	-3	-16.67%	18	3	0				VP	1	\$106.24
Exc Award (06/30/2017, 06/30/2019, 06/30/2021)																	
37049	BOBCAYGEON & DISTRICT	05/17/1979	Active	22	6	1	5	29.41%	28	0	0			N		0	\$1,067.51
Exc Award (06/30/2020, 06/30/2021)																	
14963	BRECHIN DISTRICT L C	03/12/1969	Active	13	0	0	0	0.00%	15		3		6	R	M,SC	1	
105676	BROOKLIN ASHBURN MYRTLE	06/03/2009	Active	6	1	0	1	20.00%	5		4		11		VP,SC	4	
Exc Award (06/30/2021)																	
102253	CANADA HK UNIONVILLE DONCREST N HORIZON	06/03/2008	Active	23	5	2	3	15.00%	24	4	2		2	N		2	
Exc Award (06/30/2022)																	
14965	CANNINGTON	01/08/1948	Active	27	4	1	3	12.50%	22	1	0			N	M	0	\$73.01
Exc Award (06/30/2021, 06/30/2024)																	
145966	Cannington Lioness	05/20/2021	Active	10	0	0	0	0.00%	10		0			N		0	\$325.28
Exc Award (06/30/2022, 06/30/2023, 06/30/2024)																	
14966	CLAREMONT DISTRICT L C	02/28/1968	Active	5	0	2	-2	-28.57%	10	10	4		3		S,M,VP,SC	14	
Exc Award (06/30/2018)																	




# Club Health Assessment for District A 16 through January 2025

Club Number	Club Name	Charter Date	Status	Membership							Reports					Finance	LCIF
				Current Member Count	YTD Members Added	YTD Members Dropped	YTD Net Growth	YTD Net Growth%	Member Count 12 Months Ago	Avg. length of service for dropped members	Months Since Last MMR ***	Yrs. Since Last Officer Report	President Rotation	Vice President Reported ****	Months Since Last Activity Report ***	Account Balance	Donations for current Fiscal Year
			Number of times on status quo within last two years	If below 15 members appears				If net loss is greater than 20% appears			If no report in 3 months appears	When more than one year appears in	Number of repeat terms	Notes the officers that do not have an active	If no report at 12 months appears in red		
14592	COBOCONK	06/22/1953	Active	22	2	1	1	4.76%	21	1	2		3	T,M,VP,SC	0	90+ Days	\$208.15
40756	DUNS FORD & DIST	01/31/1982	Active	16	0	2	-2	-11.11%	18	5	2			R M,SC	0		\$1,089.61
	Exc Award (06/30/2024)																
29614	FENELON FALLS & DISTRICT	06/28/1974	Active	21	1	2	-1	-4.55%	21	23	2			N VP	1		\$328.98
	Exc Award (06/30/2019)																
44538	FOWLERS CORNERS & DIST	01/11/1985	Active	39	5	1	4	11.43%	36	0	1			N SC	0		\$434.44
	Exc Award (06/30/2020, 06/30/2023)																
39046	GOODWOOD	11/10/1980	Active	16	0	1	-1	-5.88%	17	1	1		2	N T,M,SC	2		\$207.06
54692	GREENBANK & DIST	06/30/1993	Active	33	9	0	9	37.50%	25		2			M,VP,SC	1		\$370.17
	Exc Award (06/30/2019, 06/30/2020, 06/30/2023)																
35058	HALIBURTON & DISTRICT L C	02/14/1978	Active	32	0	0	0	0.00%	32		0			R SC	1		\$71.16
	Exc Award (06/30/2016, 06/30/2017, 06/30/2023)																
51095	HOLLAND LANDING & DIST	12/05/1990	Active	15	1	0	1	7.14%	14		0			VP,SC	0		
	Exc Award (06/30/2022)																
32523	KESWICK & DISTRICT L C	06/30/1976	Active	4	0	0	0	0.00%	6		7		3	VP,SC	3		
14977	KING CITY	05/22/1952	Active	18	0	1	-1	-5.26%	21	1	1			N	0		\$1,866.94
50113	KINMOUNT & DIST	01/22/1990	Active	22	2	2	0	0.00%	22	6	1			VP	0		\$740.34
	Exc Award (06/30/2016, 06/30/2020, 06/30/2023)																
14978	KIRKFIELD DISTRICT L C	03/09/1969	Active	12	2	3	-1	-7.69%	15	3	2			IP SC	5		\$1,079.17
	Exc Award (06/30/2022, 06/30/2023)																
14605	LINDSAY	04/14/1953	Active	27	3	0	3	12.50%	25		0			R SC	0		\$199.96
14765	MAPLE	02/25/1948	Active	14	0	1	-1	-6.67%	14	29	1		13	R M,SC	3		\$730.13
14981	MARKHAM	10/22/1943	Active	39	3	1	2	5.41%	36	26	0			N	0		\$1,829.51
	Exc Award (06/30/2017, 06/30/2022)																
152231	Markham Elite	08/17/2022	Active	20	1	0	1	5.26%	21		0			R	1		
152578	Markham Mantra	09/20/2022	Active	28	5	5	0	0.00%	25	3	0			N	0	90+ Days	\$4,558.36
	Exc Award (06/30/2024)																
45109	MINDEN & DIST	06/17/1985	Active	18	0	0	0	0.00%	18		2			N SC	0		\$346.92



# Club Health Assessment for District A 16 through January 2025

			Status	Membership							Reports					Finance	LCIF	
Club Number	Club Name	Charter Date		Current Member Count	YTD Members Added	YTD Members Dropped	YTD Net Growth	YTD Net Growth%	Member Count 12 Months Ago	Avg. length of service for dropped members	Months Since Last MMR ***	Yrs. Since Last Officer Report	President Rotation	Vice President Reported ****	Months Since Last Activity Report ***	Account Balance	Donations for current Fiscal Year	
			Number of times on status quo within last two years	If below 15 members appears			If net loss is greater than 20% appears			If no report in 3 months appears in			When more than one year appears in	Number of repeat terms	Notes the officers that do not have an active	If no report at 12 months appears in red		
Exc Award (06/30/2017, 06/30/2022, 06/30/20)			Active	15	0	3	-3	-16.67%	21	4	0			M,VP,SC	0			
14983	MOUNT ALBERT DISTRICT	10/28/1968																
Exc Award (06/30/2019, 06/30/2022, 06/30/20)			Active	29	3	4	-1	-3.33%	30	5	0			N	0		\$1,460.27	
14984	NEWMARKET	02/19/1931																
Exc Award (06/30/2019, 06/30/2021, 06/30/20)			Active	33	0	1	-1	-2.94%	31	1	0			N M	3		\$252.99	
41341	NEWMARKET NORTH	05/24/1982																
Exc Award (06/30/2017)			Active	12	0	0	0	0.00%	13		6		2	N M,SC	0			
14986	OAK RIDGES	03/14/1950																
Exc Award (06/30/2021, 06/30/2023)			Active	27	10	2	8	42.11%	16	9	0			N	0		\$359.72	
42948	OAKWOOD & DIST	07/05/1983																
Exc Award (06/30/2018, 06/30/2022, 06/30/20)			Active	12	0	0	0	0.00%	12		2			N SC	1		\$72.29	
145964	Omemee & District Lioness	05/20/2021																
Exc Award (06/30/2023)			Active	17	1	1	0	0.00%	17	21	0			VP,SC	4		\$71.17	
14613	OMEMEE DISTRICT	01/22/1957																
Exc Award (06/30/2017, 06/30/2019)			Active	15	1	0	1	7.14%	14		3			R VP	2		\$74.03	
98492	ONTARIO YORK REGION HERITAGE	02/06/2007																
Exc Award (06/30/2016, 06/30/2017, 06/30/20)			Active	33	1	0	1	3.13%	32		0			N	0		\$941.80	
103871	OSHAWA AIRPORT	10/28/2008																
Exc Award (06/30/2020, 06/30/2022, 06/30/20)			Active	18	0	2	-2	-10.00%	19	28	1			N SC	0		\$359.72	
14615	OSHAWA NORTH OSHAWA	04/23/1970																
Exc Award (06/30/2022)			Active	26	3	2	1	4.00%	29	22	0			N VP	1		\$1,172.94	
46960	OSHAWA WEST	02/27/1987																
Exc Award (06/30/2018)			Active	13	1	0	1	8.33%	12		5			R M,SC	2		\$18.07	
145576	Pefferlaw Lioness	04/06/2021																
Exc Award (06/30/2018, 06/30/2023)			Active	36	6	2	4	12.50%	29	8	1			N M	1			
14990	PEPPERLAW DIST	01/24/1956																
Exc Award (06/30/2020, 06/30/2022, 06/30/20)			Active	22	1	0	1	4.76%	17		2			N	0		\$359.19	
14619	PORT PERRY	11/16/1937																
Exc Award (06/30/2019, 06/30/2020)			Active	13	0	0	0	0.00%	13		6		4	VP,SC	0			
14769	RICHVALE	06/27/1963																



## Club Health Assessment for District A 16 through January 2025

			Status	Membership							Reports					Finance		LCIF
Club Number	Club Name	Charter Date		Current Member Count	YTD Members Added	YTD Members Dropped	YTD Net Growth	YTD Net Growth%	Member Count 12 Months Ago	Avg. length of service for dropped members	Months Since Last MMR ***	Yrs. Since Last Officer Report	President Rotation	Vice President Reported ****	Months Since Last Activity Report ***	Account Balance	Donations for current Fiscal Year	
			Number of times on status quo within last two years	If below 15 members appears				If net loss is greater than 20% appears			If no report in 3 months appears in	When more than one year appears in	Number of repeat terms	Notes the officers that do not have an active	If no report at 12 months appears in red			
14996	STOUFFVILLE	12/17/1937	Active	21	1	0	1	5.00%	20		0			R M,SC	1			
	Exc Award (06/30/2023)																	
14997	SUNDERLAND	09/12/1955	Active	56	0	1	-1	-1.75%	55	13	4			N VP,SC	2		\$361.43	
	Exc Award (06/30/2019, 06/30/2023, 06/30/20																	
14774	THORNHILL DISTRICT	02/23/1947	Active	17	0	0	0	0.00%	17		0		10	P,M,VP,SC	9			
38446	UDORA & LEASKDALE L C	05/23/1980	Active	26	11	23	-12	-31.58%	29	3	0			N	0		(\$134.08)	
	Exc Award (06/30/2016, 06/30/2017, 06/30/20																	
29212	UXBRIDGE & DISTRICT	04/22/1974	Active	10	0	0	0	0.00%	10		7		8	M,VP,SC	3		\$192.15	
	Exc Award (06/30/2017)																	
110880	VICTORIA MARKHAM SQUARE	05/02/2011	Active	17	0	2	-2	-10.53%	18	4	6		2	R M	3			
	Exc Award (06/30/2018, 06/30/2024)																	
15004	WOODVILLE & DISTRICT L C	04/18/1968	Active	25	1	1	0	0.00%	25	38	0			N SC	0	90+ Days		
	Exc Award (06/30/2017)																	
153318	York Region GRACE	01/05/2023	Active	14	1	0	1	7.69%	19		2		3	N	2			

Clubs Cancelled Previous Fiscal Year – Clubs Cancelled within last 12 months may be reinstated

Club Number	Club Name	Charter Date	Current Status*	Cancellation Date
121205	Sutton & District	01/27/2014	Cancelled(8*)	12/29/2023

Current Total Clubs Count	YTD New Clubs Count	YTD Cancelled Clubs Count	YTD Net Club Gain	Current Total Members Count	YTD Add	YTD Drop	YTD Net Growth	YTD Net Growth %	Member Count 12 Months Ago	Average Member Count Per Club	% of Clubs with less than 20 members	% No MMR in 3 Months	% No Officer Report in 12 Months	% of Clubs with balance 90+ days	Number of Clubs in Status Quo	% Status Quo Clubs in Financial Suspension	Number of Cancelled Clubs	Average Cancelled Club Age	Members Lost Due to Cancellation	% of Clubs Cancelled for Non-Financial Reasons
55	1	0	1	1,167	118	80	38	3.37%	1,122	21	49%	22%	0%	5%	0	0%	0	0	0	0%

\* - P - Priority Club. Cancellation Reasons: 1-Objectives/conduct, 2-Non-active club, 5-Non-existing club, 6-Disbanding, 7-Merger, 8-Financial Suspension, 9-District/Multiple District Dues.


\*\* - Abbreviation: P-President, S-Secretary, T-Treasurer, M-Member Chairperson, VP-First Vice President, MC-Communications Chairperson, SC-Service Chairperson

\*\*\* - Abbreviation: N/R - Never reported using the Lions Clubs website, N/A - Not applicable, No password registered for the Lions Clubs website.

\*\*\*\* - Abbreviation: N - New, IP - Immediate Past, R - Repeat.




# Club Health Assessment for District N 1 through January 2025

			Status	Membership						Reports					Finance	LCIF	
Club Number	Club Name	Charter Date		Current Member Count	YTD Members Added	YTD Members Dropped	YTD Net Growth	YTD Net Growth%	Member Count 12 Months Ago	Avg. length of service for dropped members	Months Since Last MMR ***	Yrs. Since Last Officer Report	President Rotation	Vice President Reported ****	Months Since Last Activity Report ***	Account Balance	Donations for current Fiscal Year
			Number of times on status quo within last two years	If below 15 members appears				If net loss is greater than 20% appears			If no report in 3 months appears in	When more than one year appears in	Number of repeat terms	Notes the officers that do not have an active	If no report at 12 months appears in red		
Clubs more than two years old																	
13737	ALBERTON	12/06/1966	Active	13	1	0	1	8.33%	12		7		None	P,T,M,VP,SC	1		
13696	BARKERS POINT NORTHSIDE	07/09/1957	Active	5	0	0	0	0.00%	5		9		5	VP,SC	1		
34518	BATH	10/18/1977	Active	25	1	0	1	4.17%	23		2		N	M,SC	0		
13738	BELFAST	01/14/1974	Active	18	3	0	3	20.00%	15		2		3	R P,M,VP,SC	2		
45408	BOIESTOWN UPPER MIRAMICHI	10/21/1985	Active	22	3	0	3	15.79%	22		0		N	SC	0		
13698	BOUCTOUCHE	05/21/1965	Active	11	0	0	0	0.00%	11		9		N	SC	0		
45889	BURTON	03/20/1986	Active	30	13	6	7	30.43%	24	2	3		N	SC	4		\$33.21
30588	BURTT'S CORNER	04/16/1975	Active	29	1	1	0	0.00%	32	25	3		2	N P,M,SC	15		
30173	CAMPBELLTON	01/21/1975	Active	22	1	3	-2	-8.33%	23	21	2			VP,SC	8		
13701	CHIPMAN MINTO L C	05/12/1966	Active	9	0	1	-1	-10.00%	8	7	0		14	R M,VP,SC	11		
13741	CORNWALL	01/22/1968	Active	7	0	0	0	0.00%	7		31		2	P,T,M,VP,SC	24+		
30264	CYMBRIA	02/26/1975	Active	51	3	2	1	2.00%	49	5	0		2	R SC	0		\$1,106.68
13702	DALHOUSIE	03/01/1965	Active	16	2	4	-2	-11.11%	16	16	1			M,VP,SC	0		
39871	DORCHESTER	05/13/1981	Cancelled(6*)	0	0	0	0	0.00%	3		7	1	None	P,S,T,M,VP SC	24+		
46710	DOUGLASTOWN	12/15/1986	Active	8	2	4	-2	-20.00%	16	4	2			N M,SC	15		
41015	EAST ROYALTY	03/19/1982	Active	15	0	0	0	0.00%	13		7			R S,SC	12		
29367	EASTERN CHARLOTTE	05/29/1974	Active	21	0	1	-1	-4.55%	22	3	1			R SC	6		
44834	FORT AUGUSTUS	04/02/1985	Active	18	3	0	3	20.00%	15		6			T,M,VP,SC	24+		
13703	FREDERICTON	11/29/1950	Active	21	0	0	0	0.00%	21		1		3	R SC	0		\$164.28
13704	GEARY	07/19/1969	Active	21	2	10	-8	-27.59%	29	8	0			N	2		\$252.99
Exc Award (06/30/2018, 06/30/2022)																	
41335	GRAND WASHADEMOAK	05/18/1982	Active	12	0	1	-1	-7.69%	13	15	5		2	R T,M,VP,SC	10		
45324	HAMPTON	08/13/1985	Active(1)	24	2	1	1	4.35%	19	1	3		2	N SC	2		
13707	HARVEY STATION	08/04/1968	Active	19	1	1	0	0.00%	18	43	0			N M,SC	0		






# Club Health Assessment for District N 1 through January 2025

			Status	Membership							Reports					Finance	LCIF
Club Number	Club Name	Charter Date		Current Member Count	YTD Members Added	YTD Members Dropped	YTD Net Growth	YTD Net Growth%	Member Count 12 Months Ago	Avg. length of service for dropped members	Months Since Last MMR ***	Yrs. Since Last Officer Report	President Rotation	Vice President Reported ****	Months Since Last Activity Report ***	Account Balance	Donations for current Fiscal Year
			Number of times on status quo within last two years	If below 15 members appears			If net loss is greater than 20% appears				If no report in 3 months appears in	When more than one year appears in	Number of repeat terms	Notes the officers that do not have an active	If no report at 12 months appears in red		
Exc Award (06/30/2018)																	
13708	HAVELOCK	09/24/1953	Active(1)	9	0	0	0	0.00%	9		9		3	T,M,VP,SC	3		
13715	HUMPHREY LEWISVILLE SUNNY BRAE	04/19/1971	Active	23	1	2	-1	-4.17%	26	29	0			N SC	0		\$370.80
13744	HUNTER RIVER	03/06/1973	Active	16	0	0	0	0.00%	16		9			VP	7		
40426	JEMSEG	10/14/1981	Active	16	0	0	0	0.00%	18		9			N	3		
13711	KENNEBECASIS	10/25/1959	Active	18	1	4	-3	-14.29%	21	23	2		2	R SC	24+		
13745	KENSINGTON	10/29/1954	Active	17	1	1	0	0.00%	21	1	2			N P	0		\$37.08
49412	LAKEVILLE	04/19/1989	Active	4	0	1	-1	-20.00%	5	3	4		20	T,M,VP,SC	0		
30509	MAGNETIC HILL	04/07/1975	Active	6	0	0	0	0.00%	6		9		4	P,M,VP,SC	24+		
54686	MALPEQUE BAY AREA	06/30/1993	Active	6	1	1	0	0.00%	6	4	0		3	P,M,VP,SC	19		
29528	MC ADAM	06/28/1974	Active	29	2	2	0	0.00%	28	3	0			N SC	0		
37424	MILLIDGEVILLE-NORTH END L C	07/13/1979	Active	16	3	2	1	6.67%	16	6	0			N	1		\$482.04
13714	MONCTON	04/06/1949	Active	24	4	0	4	20.00%	20		0		2	R	1		\$1,019.71
13746	MONTAGUE	05/16/1968	Active	8	0	0	0	0.00%	8		8		2	N P,T,M,VP,SC	24+		
13747	MORELL	11/10/1969	Active	15	0	0	0	0.00%	15		8		2	M,VP,SC	24+		
142382	Mount Stewart	08/18/2020	Active(1)	12	0	0	0	0.00%	17		9			IP SC	6		
13716	NACKAWIC	10/22/1970	Active	22	0	1	-1	-4.35%	24	4	2			IP T,SC	0		\$1,000.00
13717	NASHWAAKSIS	03/22/1966	Active	56	4	0	4	7.69%	51		1			N S,SC	4		\$1,859.83
46540	NEW MARYLAND	09/16/1986	Active	20	2	3	-1	-4.76%	21	4	0		3	R SC	1		
13718	NEWCASTLE	02/11/1965	Active	20	0	9	-9	-31.03%	32	30	0			N T,M,SC	0		
32080	NORTH & SOUTH ESK L C	04/22/1976	Active	10	0	1	-1	-9.09%	11	48	3		9	P,T,M,VP,SC	24+		
13750	NORTH RUSTICO	11/07/1966	Active	17	0	2	-2	-10.53%	20	16	1			M,VP,SC	0		
13751	OLEARY	08/28/1962	Active	18	1	1	0	0.00%	18	13	0			N S,T,M,VP,SC	2		
13752	PARKDALE SHERWOOD L C	07/25/1960	Active	42	1	1	0	0.00%	37	28	1			N SC	0		\$106.74
77933	PICKWAUKET	12/10/2003	Active	12	0	1	-1	-7.69%	14	10	6		2	R	0		\$88.71



# Club Health Assessment for District N 1 through January 2025

			Status	Membership							Reports					Finance	LCIF	
Club Number	Club Name	Charter Date		Current Member Count	YTD Members Added	YTD Members Dropped	YTD Net Growth	YTD Net Growth%	Member Count 12 Months Ago	Avg. length of service for dropped members	Months Since Last MMR ***	Yrs. Since Last Officer Report	President Rotation	Vice President Reported ****	Months Since Last Activity Report ***	Account Balance	Donations for current Fiscal Year	
			Number of times on status quo within last two years	If below 15 members appears					If net loss is greater than 20% appears			If no report in 3 months appears in	When more than one year appears in	Number of repeat terms	Notes the officers that do not have an active	If no report at 12 months appears in red		
Exc Award (06/30/2021)																		
143088	Pokeshaw & Black Rock Club	12/01/2020	Active	30	11	3	8	36.36%	22	4	1		5	M,VP,SC	N/R			
13709	QUISPAMIS ISLAND VIEW	12/18/1973	Active	16	1	1	0	0.00%	16	1	0			M,VP,SC	3			
13721	REXTON	03/15/1962	Active	42	7	1	6	16.67%	37	20	1		2	R	SC	2	\$1,000.00	
13723	RIVER VALLEY L C	05/03/1967	Active	11	0	1	-1	-8.33%	15	57	1		None	N	P,S,T,VP	1		
13724	RIVERVIEW	03/04/1960	Active	67	0	2	-2	-2.90%	67	25	1			N	P,VP,SC	0		
Exc Award (06/30/2017)																		
13730	SALISBURY	07/27/1953	Active	43	2	2	0	0.00%	39	4	0			R	SC	1	\$1,987.84	
13731	SHEDIAC	10/04/1961	Active	9	1	4	-3	-25.00%	14	14	1			N	M,SC	2		
46023	SHIPPAGAN	04/22/1986	Active	36	0	0	0	0.00%	38		5		9		P,M,VP,SC	24+		
13734	SIMONDS	04/19/1963	Active	22	3	1	2	10.00%	21	3	2			N		0	\$1,059.27	
13755	SOURIS	07/27/1955	Active	33	2	2	0	0.00%	32	6	3		2		T,VP,SC	0	\$109.74	
13753	ST ELEANORS	04/11/1961	Active	22	1	1	0	0.00%	21	5	3				M,VP,SC	0		
33675	ST MARTINS & DISTRICT L C	04/08/1977	Active	11	1	3	-2	-15.38%	11	20	0		6	N	M,SC	0		
13729	ST STEPHEN MILLTOWN	11/12/1958	Active	11	0	0	0	0.00%	11		9		2	R	P,M,SC	24+		
30046	STRATFORD AND AREA INC	12/23/1974	Active	24	0	0	0	0.00%	28		1			N	SC	0	\$71.17	
13756	SUMMERSIDE	10/12/1954	Active	17	0	0	0	0.00%	16		3		2		M,VP,SC	6		
13735	SUSSEX	08/13/1953	Active	18	0	3	-3	-14.29%	18	3	0			N	SC	0		
13720	TOBIQUE L C	09/11/1969	Active	14	0	1	-1	-6.67%	15	12	2				M,VP,SC	1		
33326	TRACADIE	02/11/1977	Active	22	3	0	3	15.79%	18		2		2	N	M,SC	5		
39353	UPPER GAGETOWN RIVER ROAD	01/28/1981	Active	10	3	1	2	25.00%	9	1	1			N	T,M,SC	0		
39809	UPPER NASHWAAK L C	04/23/1981	Active	10	0	0	0	0.00%	10		9		9	R	T,M,VP	1		
13757	VERNON RIVER	04/18/1972	Active	11	0	0	0	0.00%	11		8		2	R	P,VP,SC	11		
13758	WINSLOE	04/28/1972	Active	30	0	2	-2	-6.25%	29	5	3			N	SC	0		
Exc Award (06/30/2016)																		



## Club Health Assessment for District N 1 through January 2025

			Status	Membership							Reports					Finance	LCIF
Club Number	Club Name	Charter Date		Current Member Count	YTD Members Added	YTD Members Dropped	YTD Net Growth	YTD Net Growth%	Member Count 12 Months Ago	Avg. length of service for dropped members	Months Since Last MMR ***	Yrs. Since Last Officer Report	President Rotation	Vice President Reported ****	Months Since Last Activity Report ***	Account Balance	Donations for current Fiscal Year
			Number of times on status quo within last two years	If below 15 members appears				If net loss is greater than 20% appears			If no report in 3 months appears in	When more than one year appears in	Number of repeat terms	Notes the officers that do not have an active	If no report at 12 months appears in red		

Clubs Cancelled Previous Fiscal Year – Clubs Cancelled within last 12 months may be reinstated

Club Number	Club Name	Charter Date	Current Status*	Cancellation Date
13706	HARTLAND	02/10/1966	Cancelled(6*)	09/29/2023
135014	Irishtown Ladder-Up Specialty INC	06/27/2018	Cancelled(8*)	06/29/2024

Current Total Clubs Count	YTD New Clubs Count	YTD Cancelled Clubs Count	YTD Net Club Gain	Current Total Members Count	YTD Add	YTD Drop	YTD Net Growth	YTD Net Growth %	Member Count 12 Months Ago	Average Member Count Per Club	% of Clubs with less than 20 members	% No MMR in 3 Months	% No Officer Report in 12 Months	% of Clubs with balance 90+ days	Number of Clubs in Status Quo	% Status Quo Clubs in Financial Suspension	Number of Cancelled Clubs	Average Cancelled Club Age	Members Lost Due to Cancellation	% of Clubs Cancelled for Non-Financial Reasons
68	0	1	-1	1,362	94	95	-1	-0.07%	1,374	20	57%	41%	0%	0%	0	0%	1	107	0	0%

\* - P - Priority Club. Cancellation Reasons: 1-Objectives/conduct, 2-Non-active club, 5-Non-existing club, 6-Disbanding, 7-Merger, 8-Financial Suspension, 9-District/Multiple District Dues.

\*\* - Abbreviation: P-President, S-Secretary, T-Treasurer, M-Member Chairperson, VP-First Vice President, MC-Communications Chairperson, SC-Service Chairperson

\*\*\* - Abbreviation: N/R - Never reported using the Lions Clubs website, N/A - Not applicable, No password registered for the Lions Clubs website.

\*\*\*\* - Abbreviation: N - New, IP - Immediate Past, R - Repeat.




# Club Health Assessment for District N 2 through January 2025

			Status	Membership							Reports					Finance	LCIF
Club Number	Club Name	Charter Date		Current Member Count	YTD Members Added	YTD Members Dropped	YTD Net Growth	YTD Net Growth%	Member Count 12 Months Ago	Avg. length of service for dropped members	Months Since Last MMR ***	Yrs. Since Last Officer Report	President Rotation	Vice President Reported ****	Months Since Last Activity Report ***	Account Balance	Donations for current Fiscal Year
			Number of times on status quo within last two years	If below 15 members appears				If net loss is greater than 20% appears			If no report in 3 months appears in	When more than one year appears in	Number of repeat terms	Notes the officers that do not have an active	If no report at 12 months appears in red		
Clubs more than two years old																	
13759	AMHERST	11/20/1954	Active	42	3	7	-4	-8.70%	46	3	0			N	0		\$5,648.10
Exc Award (06/30/2020)																	
13760	ANNAPOLIS ROYAL	05/06/1957	Active	12	0	1	-1	-7.69%	15	1	4		2	N	2		\$741.61
Exc Award (06/30/2016, 06/30/2018)																	
13761	ANTIGONISH	10/22/1962	Active	29	0	1	-1	-3.33%	30	8	2		3	N	P,VP,SC	0	
13762	ARMDALE FAIRVIEW ROCK	11/23/1955	Active	10	0	0	0	0.00%	10		10		6	R	SC	1	
13763	AYLESFORD DISTRICT	11/28/1967	Active	19	4	0	4	26.67%	23		3		2	R	SC	1	
13764	BADDECK	05/30/1951	Active	47	0	0	0	0.00%	39		8		2	R	M,SC	2	
13765	BARRINGTON AREA	11/28/1962	Active	42	1	1	0	0.00%	38	4	1			N	SC	0	
87908	BEAVER BANK KINSAC	04/27/2005	Active	42	1	3	-2	-4.55%	45	7	0		3	N	M	6	\$118.91
13766	BEDFORD	01/23/1946	Active	41	1	7	-6	-12.77%	47	13	0			N	SC	0	\$72.29
Exc Award (06/30/2016, 06/30/2017, 06/30/2018)																	
13767	BERWICK	02/06/1961	Active	57	7	2	5	9.62%	49	29	0			N	SC	16	\$2,000.00
13768	BRIDGETOWN	08/29/1955	Active	14	1	0	1	7.69%	15		5				M,VP,SC	24+	
13769	BRIDGEWATER AND AREA	09/19/1955	Active	20	1	1	0	0.00%	25	8	3		2	N		1	\$153.24
Exc Award (06/30/2018)																	
33174	CABOT TRAIL L C	12/31/1976	Active	13	1	1	0	0.00%	12	2	0			R	M,SC	24+	
13770	CANNING DISTRICT L C	10/30/1969	Active	36	6	1	5	16.13%	25	0	0			N	SC	0	\$14.60
13771	CANSO	04/25/1968	Active	41	5	1	4	10.81%	37	10	2		2	N	VP,SC	1	\$107.92
61040	CHESTER BASIN-NEW ROSS-CHESTER	07/22/1998	Active	14	2	0	2	16.67%	12		3		None		P,T,M,VP,SC	2	\$69.38
44360	CHEZZETCOOK & DISTRICT	11/26/1984	Active	30	8	0	8	36.36%	22		3			N		0	90+ Days
Exc Award (06/30/2023)																	
38596	COLDBROOK & DIST L C	06/16/1980	Active	36	2	2	0	0.00%	37	6	0			N	M,SC	9	
41480	COLE HARBOUR	06/07/1982	Active	0	1	9	-8	-100.00%	11	10	0		None		P,S,T,M,VP SC	4	
130460	Dalhousie University Campus	03/23/2017	Cancelled(8*)	0	0	8	-8	-100.00%	8	6	1	1	None		P,S,T,M,VP SC	24+	90+ Days



# Club Health Assessment for District N 2 through January 2025

			Status	Membership							Reports					Finance		LCIF
Club Number	Club Name	Charter Date		Current Member Count	YTD Members Added	YTD Members Dropped	YTD Net Growth	YTD Net Growth%	Member Count 12 Months Ago	Avg. length of service for dropped members	Months Since Last MMR ***	Yrs. Since Last Officer Report	President Rotation	Vice President Reported ****	Months Since Last Activity Report ***	Account Balance	Donations for current Fiscal Year	
			Number of times on status quo within last two years	If below 15 members appears				If net loss is greater than 20% appears			If no report in 3 months appears in	When more than one year appears in	Number of repeat terms	Notes the officers that do not have an active	If no report at 12 months red			
13772	DARTMOUTH Exc Award (06/30/2017)	10/25/1945	Active	15	4	0	4	36.36%	13		1		2	R	SC	0		
43349	DEEPBROOK WALDEC Exc Award (06/30/2017)	01/31/1984	Active	23	2	0	2	9.52%	19		3		2	N	T,M,SC	6		
105843	DIGBY AND AREA	06/19/2009	Active	13	2	0	2	18.18%	11		3			IP	SC	0		
13774	EASTERN PASSAGE COW BAY Exc Award (06/30/2018, 06/30/2019)	03/07/1972	Active	49	14	13	1	2.08%	47	6	1			N	M	0	\$1,100.06	
13775	ENFIELD/ELMSDALE & DISTRICT	07/31/1972	Active	17	0	0	0	0.00%	17		8		4		VP,SC	2		
46293	FALL RIVER & RIVERLAKE DIST	06/13/1986	Active	20	3	2	1	5.26%	19	2	1		9	R	M,SC	7		
46024	GLACE BAY	04/01/1986	Active	10	1	2	-1	-9.09%	11	6	0		8	R	SC	24+		
43227	HANTSPORT & DISTRICT L C Exc Award (06/30/2016, 06/30/2022)	12/27/1983	Active	16	0	0	0	0.00%	18		1		2		VP,SC	0	\$200.00	
13777	HUBBARDS AREA L C	06/08/1973	Active	22	0	0	0	0.00%	21		8		6	N	M,VP,SC	24+		
13779	KENTVILLE	01/17/1949	Active	11	0	0	0	0.00%	8		4		3		S,T,M,VP,SC	2		
13780	KINGSTON Exc Award (06/30/2016, 06/30/2019, 06/30/2020)	02/14/1961	Active	73	5	13	-8	-9.88%	78	9	0			N		0	\$1,143.89	
35733	LAKE ECHO AND AREA	06/30/1978	Active	35	3	2	1	2.94%	32	1	1		3	R	SC	0		
45102	LAWRENCETOWN & DISTRICT Exc Award (06/30/2017)	06/27/1985	Active	15	1	3	-2	-11.76%	15	25	1			IP		1		
13781	LIVERPOOL	04/13/1964	Active	18	0	1	-1	-5.26%	19	11	3				T,M,VP,SC	24+		
36114	LOCKEPORT	10/30/1978	Active	6	0	0	0	0.00%	6		10	1	None		P,S,T,M,VP SC	24+		
13783	LOUISDALE	04/17/1969	Active	19	0	0	0	0.00%	19		11	1	None		P,S,T,M,VP SC	24+		
13785	METEGHAN	05/10/1957	Active	33	0	0	0	0.00%	40		6			N	SC	0		
13786	MIDDLETON	11/08/1945	Active	19	0	0	0	0.00%	18		6			N	SC	0		
30236	MILFORD & DISTRICT	02/10/1975	Active	20	0	0	0	0.00%	22		10			N	SC	0	\$101.20	




# Club Health Assessment for District N 2 through January 2025

			Status	Membership							Reports					Finance		LCIF
Club Number	Club Name	Charter Date		Current Member Count	YTD Members Added	YTD Members Dropped	YTD Net Growth	YTD Net Growth%	Member Count 12 Months Ago	Avg. length of service for dropped members	Months Since Last MMR ***	Yrs. Since Last Officer Report	President Rotation	Vice President Reported ****	Months Since Last Activity Report ***	Account Balance	Donations for current Fiscal Year	
			Number of times on status quo within last two years	If below 15 members appears				If net loss is greater than 20% appears			If no report in 3 months appears in	When more than one year appears in	Number of repeat terms		Notes the officers that do not have an active	If no report at 12 months appears in red		
40729	MUSQUODOBOIT HARBOUR & DIST Exc Award (06/30/2024)	01/20/1982	Active	41	4	4	0	0.00%	36	7	0				M,VP,SC	2		
13787	MUSQUODOBOIT VALLEY L C	02/07/1973	Active	20	1	0	1	5.26%	20		1			N	P,VP	0		
44835	NEW GERMANY & AREA Exc Award (06/30/2016, 06/30/2018)	04/23/1985	Active	28	0	0	0	0.00%	31		0		2	R		0		
13790	NEW WATERFORD	04/25/1948	Active	5	0	0	0	0.00%	5		11	1	None		P,S,T,M,VP SC	N/R		
150192	Nova Scotia Cyber Exc Award (06/30/2022)	03/17/2022	Active	12	0	0	0	0.00%	13		10		3	N	P,T,M,VP,SC	0		\$346.33
13791	OXFORD AREA	09/04/1959	Active	10	1	0	1	11.11%	8		5			N	P,M,SC	10		\$693.84
13792	PARRSBORO	05/07/1946	Active	34	0	2	-2	-5.56%	38	4	2		4	R	SC	13		
13793	PICTOU AND AREA	08/30/1951	Active	15	2	0	2	15.38%	13		3		7	R	SC	0		
13795	PORT WILLIAMS & DISTRICT	02/26/1970	Active	27	3	3	0	0.00%	25	19	1		2	N	SC	3		
33534	PRESTON & AREA	03/22/1977	Active	13	0	1	-1	-7.14%	14	19	0				VP,SC	4		
36887	PUBNICO AREA L C	04/23/1979	Active	13	1	0	1	8.33%	8		6		2	N	M,VP,SC	6		
13797	RIVER JOHN & DISTRICT	01/30/1970	Active	19	4	2	2	11.76%	18	5	1			R	VP,SC	6		
97417	RIVERPORT AND DISTRICT	06/28/2006	Active	13	1	1	0	0.00%	15	7	0		2	N	M	13		
13798	SACKVILLE NS	02/16/1970	Active	36	9	8	1	2.86%	38	29	0			N	T,VP	0		
13801	SHEET HARBOUR	12/17/1947	Active	41	2	1	1	2.50%	40	7	1		2		M,VP,SC	13		
13802	SHELBURNE	04/06/1963	Active	22	2	3	-1	-4.35%	23	17	0		6	R	VP	0		
13803	SHUBENACADIE	11/04/1946	Active	11	3	2	1	10.00%	10	7	0			N	M,SC	0		\$287.78
115117	SPRINGHILL AND AREA Exc Award (06/30/2017)	09/22/2011	Active	8	0	1	-1	-11.11%	9	13	5		2	N	M,SC	4		
13805	SPRYFIELD	03/19/1957	Active	17	1	1	0	0.00%	18	5	3		5	N	SC	0		
47484	ST MARGARET'S BAY	06/18/1987	Active	18	1	0	1	5.88%	19		4			R		0		
13800	ST MARYS DISTRICT L C	01/26/1973	Active	37	0	0	0	0.00%	41		5			N	SC	1		
13799	ST PETERS	05/19/1969	Active	33	0	0	0	0.00%	33		8			N	VP,SC	11		



## Club Health Assessment for District N 2 through January 2025

				Status		Membership						Reports						Finance		LCIF
Club Number	Club Name	Charter Date			Current Member Count	YTD Members Added	YTD Members Dropped	YTD Net Growth	YTD Net Growth%	Member Count 12 Months Ago	Avg. length of service for dropped members	Months Since Last MMR ***	Yrs. Since Last Officer Report	President Rotation	Vice President Reported ****	Months Since Last Activity Report ***	Account Balance	Donations for current Fiscal Year		
			Number of times on status quo within last two years		If below 15 members appears				If net loss is greater than 20% appears			If no report in 3 months appears in	When more than one year appears in	Number of repeat terms		Notes the officers that do not have an active	If no report at 12 months appears in red			
13806	STELLARTON & AREA	03/07/1965	Active		16	0	1	-1	-5.88%	17	5	3				VP	1			
13807	SYDNEY	01/26/1948	Active		9	0	0	0	0.00%	9		5		4	N	P,M,SC	11			
13811	TRURO & DISTRICT	02/16/1946	Active		15	2	6	-4	-21.05%	21	16	0			N	P,M,VP	2		\$85.40	
	Exc Award (06/30/2023)																			
13812	WHYCOCOMAGH	12/17/1969	Active		4	0	0	0	0.00%	4		7		7	R	M,VP	1		\$71.94	
13813	WINDSOR & DIST	05/31/1961	Active		10	0	2	-2	-16.67%	14	3	2				VP	1		\$1,124.24	
	Exc Award (06/30/2023)																			
13814	WOLFVILLE & DIST	06/09/1950	Active		26	2	3	-1	-3.70%	30	14	2		2	R		0			
	Exc Award (06/30/2019)																			
13815	YARMOUTH	04/06/1956	Active		43	1	2	-1	-2.27%	43	30	0		2	N	SC	0			
Current Total Clubs Count	YTD New Clubs Count	YTD Cancelled Clubs Count	YTD Net Club Gain	Current Total Members Count	YTD Add	YTD Drop	YTD Net Growth	YTD Net Growth %	Member Count 12 Months Ago	Average Member Count Per Club	% of Clubs with less than 20 members	% No MMR in 3 Months	% No Officer Report in 12 Months	% of Clubs with balance 90+ days	Number of Clubs in Status Quo	% Status Quo Clubs in Financial Suspension	Number of Cancelled Clubs	Average Cancelled Club Age	Members Lost Due to Cancellation	% of Clubs Cancelled for Non-Financial Reasons
67	0	1	-1	1,575	119	124	-5	-0.32%	1,592	24	52%	48%	4%	1%	0	0%	1	8	8	0%

\* - P - Priority Club. Cancellation Reasons: 1-Objectives/conduct, 2-Non-active club, 5-Non-existing club, 6-Disbanding, 7-Merger, 8-Financial Suspension, 9-District/Multiple District Dues.


\*\* - Abbreviation: P-President, S-Secretary, T-Treasurer, M-Member Chairperson, VP-First Vice President, MC-Communications Chairperson, SC-Service Chairperson

\*\*\* - Abbreviation: N/R - Never reported using the Lions Clubs website, N/A - Not applicable, No password registered for the Lions Clubs website.

\*\*\*\* - Abbreviation: N - New, IP - Immediate Past, R - Repeat.



# Club Health Assessment for District N 3 through January 2025

			Status	Membership						Reports					Finance		LCIF	
Club Number	Club Name	Charter Date		Current Member Count	YTD Members Added	YTD Members Dropped	YTD Net Growth	YTD Net Growth%	Member Count 12 Months Ago	Avg. length of service for dropped members	Months Since Last MMR ***	Yrs. Since Last Officer Report	President Rotation	Vice President Reported ****	Months Since Last Activity Report ***	Account Balance	Donations for current Fiscal Year	
			Number of times on status quo within last two years	If below 15 members appears			If net loss is greater than 20% appears				If no report in 3 months appears in	When more than one year appears in	Number of repeat terms	Notes the officers that do not have an active		If no report at 12 months appears in red		
Clubs less than two years old																		
156819	Badger	01/11/2024	Active	17	0	0	0	0.00%	23		6		2	R	SC	2	90+ Days	
156093	Bay St George CNA Campus	09/22/2023	Active	4	0	0	0	0.00%	23		8		2		S,T,M,VP,SC	15		
157316	Grand Falls-Windsor CNA	02/02/2024	Active	20	0	0	0	0.00%	0		10		2	R	M,SC	N/R		
157317	Grand Falls-Windsor Keyin	02/05/2024	Active	11	0	0	0	0.00%	0		10		2	N	M,SC	N/R		
157197	MUN Grenfell	01/29/2024	Active	27	0	0	0	0.00%	26		10		2		T,M,VP,SC	3		
Clubs more than two years old																		
35358	ANCHOR POINT Exc Award (06/30/2017)	04/28/1978	Active	25	0	2	-2	-7.41%	25	1	2		2	N	SC	0		
140425	Baie Verte Peninsula	12/11/2019	Active	21	5	3	2	10.53%	18	4	0		5	R	SC	0		\$500.00
13821	BISHOPS FALLS	04/22/1966	Active	35	0	4	-4	-10.26%	36	3	2		None		P,T,M,VP,SC	0		
135380	Blanc Sablon Centennial	08/01/2018	Active	18	0	0	0	0.00%	18		9		6	R	M,SC	11		\$185.00
13823	BOTWOOD Exc Award (06/30/2017, 06/30/2022)	10/15/1951	Active	47	6	12	-6	-11.32%	50	16	0		2	R		0		\$361.43
13824	BUCHANS Exc Award (06/30/2017, 06/30/2018)	11/18/1960	Active	26	0	1	-1	-3.70%	27	9	0		None		P,M,VP,SC	11		
13825	BURGEO	05/19/1972	Active	23	2	2	0	0.00%	23	20	2			N	M,VP,SC	0		
13828	CHANNEL PORT AUX BASQUES Exc Award (06/30/2017, 06/30/2018, 06/30/2020)	02/02/1951	Active	37	4	9	-5	-11.90%	41	4	1		2	R	S,M,SC	0		
130864	Conne River Aosamijij Miawpukek First Nation	05/17/2017	Active	26	0	1	-1	-3.70%	29	3	2		8	N	M,SC	0		
13831	CORNER BROOK Exc Award (06/30/2017, 06/30/2023)	05/26/1948	Active	13	0	2	-2	-13.33%	15	27	1		4	R		9		
36711	CORNER BROOK CURLING	03/22/1979	Active	25	2	0	2	8.70%	23		2		2		M,VP,SC	0		
13832	DEER LAKE	07/30/1953	Active	17	0	0	0	0.00%	17		6		2		M,VP,SC	0		
13835	ENGLISH HARBOUR WEST	12/21/1973	Active	39	0	4	-4	-9.30%	44	5	1		None		P,M,VP,SC	0		
13836	FLOWERS COVE	10/10/1966	Active	20	0	0	0	0.00%	20		10		6	N	M,VP,SC	16		






# Club Health Assessment for District N 3 through January 2025

			Status	Membership							Reports					Finance	LCIF		
Club Number	Club Name	Charter Date		Current Member Count	YTD Members Added	YTD Members Dropped	YTD Net Growth	YTD Net Growth%	Member Count 12 Months Ago	Avg. length of service for dropped members	Months Since Last MMR ***	Yrs. Since Last Officer Report	President Rotation	Vice President Reported ****	Months Since Last Activity Report ***	Account Balance	Donations for current Fiscal Year		
			Number of times on status quo within last two years	If below 15 members appears				If net loss is greater than 20% appears			If no report in 3 months appears in	When more than one year appears in	Number of repeat terms	Notes the officers that do not have appears in an active	If no report at 12 months red				
45103	FORTEAU	06/18/1985	Active	30	2	0	2	7.14%	29		3			N	P,SC	1	90+ Days	\$253.00	
137415	Grand Falls-Windsor	02/11/2019	Active	22	10	0	10	83.33%	16		0		None		P,T,M,VP,SC	1			
35054	GREEN ISLAND L C	02/21/1978	Active	22	0	2	-2	-8.33%	23	47	0		6	R	P,T,M,VP,SC	0			
13843	HARBOUR BRETON	11/26/1965	Active	38	4	0	4	11.76%	34		0		2		M,VP,SC	0			
30265	HERMITAGE	02/25/1975	Active	26	0	0	0	0.00%	25		9		9	R	T,M,VP,SC	0			
142135	KOPE Canada Cyber	07/08/2020	Active(2)	3	2	1	1	50.00%	7	14	0				M,VP,SC	12			
15031	LABRADOR CITY	06/13/1961	Active	12	0	0	0	0.00%	12		9		6	R	T,M,VP,SC	0			
Exc Award (06/30/2016)																			
13846	LEWISPORTE	11/23/1951	Active	11	0	3	-3	-21.43%	15	3	1			N	SC	0	90+ Days		
47251	MARYS HARBOUR	04/29/1987	Active	6	0	0	0	0.00%	6		9				M,VP,SC	10			
13849	MILLTOWN BAIE D'ESPOIR	05/23/1972	Active	52	3	1	2	4.00%	51	17	0		2		M,VP,SC	0			
13851	NEW WORLD ISLAND	11/23/1960	Cancelled(6*)	0	0	13	-13	-100.00%	13	36	0		None		P,S,T,M,VP SC	9			
123558	NL Green Bay South	01/06/2015	Active	20	1	12	-11	-35.48%	26	5	1		3	R	P,VP,SC	15			\$50.00
Exc Award (06/30/2016)																			
143893	Norris Arm and Area	12/08/2020	Active	14	0	2	-2	-12.50%	17	4	3		None	N	P,S	10			
13853	NORRIS POINT	06/01/1965	Active	20	0	1	-1	-4.76%	20	3	3		3	R	M,SC	0			
Exc Award (06/30/2017, 06/30/2024)																			
13855	PASADENA	11/20/1965	Active	32	3	1	2	6.67%	29	3	0			N	M,SC	0			
Exc Award (06/30/2016, 06/30/2017, 06/30/20)																			
146488	Port Hope Simpson	06/03/2021	Active	10	0	0	0	0.00%	15		9		3		S,M,VP	15	\$71.94		
28183	RAMEA	03/28/1974	Active	30	1	7	-6	-16.67%	36	9	0		4	R	M,VP,SC	0			
Exc Award (06/30/2017)																			
35359	SANDY COVE	04/14/1978	Active	23	0	0	0	0.00%	19		2			R	M,SC	11			
13864	SPRINGDALE	05/20/1953	Active	31	0	1	-1	-3.13%	32	50	2			N	SC	3			
30589	ST ALBANS	04/11/1975	Active	32	1	2	-1	-3.03%	34	9	1			N	VP,SC	13			
13858	ST ANTHONY	09/19/1963	Active	15	0	0	0	0.00%	15		6		2		M,VP,SC	16			



## Club Health Assessment for District N 3 through January 2025

			Status	Membership							Reports					Finance	LCIF
Club Number	Club Name	Charter Date		Current Member Count	YTD Members Added	YTD Members Dropped	YTD Net Growth	YTD Net Growth%	Member Count 12 Months Ago	Avg. length of service for dropped members	Months Since Last MMR ***	Yrs. Since Last Officer Report	President Rotation	Vice President Reported ****	Months Since Last Activity Report ***	Account Balance	Donations for current Fiscal Year
			Number of times on status quo within last two years	If below 15 members appears				If net loss is greater than 20% appears			If no report in 3 months appears in	When more than one year appears in	Number of repeat terms	Notes the officers that do not have an active	If no report at 12 months appears in red		
13865	STEPHENVILLE	11/11/1952	Active	44	6	2	4	10.00%	40	1	0			N	1		\$1,371.56
Exc Award (06/30/2017, 06/30/2018)																	
13863	STEPHENVILLE CROSSING	06/21/1956	Active	13	1	4	-3	-18.75%	12	2	3		8	N	M,SC	1	
Exc Award (06/30/2017)																	
44836	SUMMERSIDE	04/09/1985	Active	14	0	1	-1	-6.67%	15	1	2		2	N	P,M,SC	1	
Exc Award (06/30/2019)																	
30356	THREE RIVERS	03/19/1975	Active	26	1	4	-3	-10.34%	31	2	0				P,T,M,VP,SC	9	
Exc Award (06/30/2017)																	
35552	TROUT RIVER	05/15/1978	Active	27	0	0	0	0.00%	22		9		2	N	M,VP,SC	15	
13868	TWILLINGATE	05/26/1953	Active	31	1	3	-2	-6.06%	32	12	0			N	VP,SC	0	
Exc Award (06/30/2016, 06/30/2017, 06/30/20)																	
13869	UNITED TOWNS L C	08/21/1973	Active	22	2	0	2	10.00%	16		3		6	R	VP	0	
Exc Award (06/30/2016)																	
135381	Viking Trail Centennial	07/12/2018	Active	4	0	0	0	0.00%	3		9		4	R	M,VP,SC	15	

Clubs Cancelled Previous Fiscal Year – Clubs Cancelled within last 12 months may be reinstated

Club Number		Club Name		Charter Date		Current Status*		Cancellation Date												
133116		Grenfell Campus		11/16/2017		Cancelled(6*)		04/29/2024												
Current Total Clubs Count	YTD New Clubs Count	YTD Cancelled Clubs Count	YTD Net Club Gain	Current Total Members Count	YTD Add	YTD Drop	YTD Net Growth	YTD Net Growth %	Member Count 12 Months Ago	Average Member Count Per Club	% of Clubs with less than 20 members	% No MMR in 3 Months	% No Officer Report in 12 Months	% of Clubs with balance 90+ days	Number of Clubs in Status Quo	% Status Quo Clubs in Financial Suspension	Number of Cancelled Clubs	Average Cancelled Club Age	Members Lost Due to Cancellation	% of Clubs Cancelled for Non-Financial Reasons
47	0	1	-1	1,081	57	100	-43	-3.83%	1,103	23	34%	43%	0%	6%	0	0%	1	71	13	100%

\* - P - Priority Club. Cancellation Reasons: 1-Objectives/conduct, 2-Non-active club, 5-Non-existing club, 6-Disbanding, 7-Merger, 8-Financial Suspension, 9-District/Multiple District Dues.

\*\* - Abbreviation: P-President, S-Secretary, T-Treasurer, M-Member Chairperson, VP-First Vice President, MC-Communications Chairperson, SC-Service Chairperson

\*\*\* - Abbreviation: N/R - Never reported using the Lions Clubs website, N/A - Not applicable, No password registered for the Lions Clubs website.

\*\*\*\* - Abbreviation: N - New, IP - Immediate Past, R - Repeat.



# Club Health Assessment for District N 4 through January 2025

			Status	Membership							Reports					Finance	LCIF	
Club Number	Club Name	Charter Date		Current Member Count	YTD Members Added	YTD Members Dropped	YTD Net Growth	YTD Net Growth%	Member Count 12 Months Ago	Avg. length of service for dropped members	Months Since Last MMR ***	Yrs. Since Last Officer Report	President Rotation	Vice President Reported ****	Months Since Last Activity Report ***	Account Balance	Donations for current Fiscal Year	
			Number of times on status quo within last two years	If below 15 members appears				If net loss is greater than 20% appears			If no report in 3 months appears in	When more than one year appears in	Number of repeat terms	Notes the officers that do not have an active	If no report at 12 months red			
Clubs more than two years old																		
13817	ALEXANDER BAY L C	01/03/1974	Active	16	1	1	0	0.00%	16	0	0		6	R	M,VP,SC	2	\$1,007.22	
13818	ARNOLDS COVE	02/07/1968	Active	20	0	0	0	0.00%	24		0		3	N	T,M,VP,SC	0		
48422	BACCALIEU	04/11/1988	Active	27	1	6	-5	-15.63%	32	14	1			N	SC	0		
13819	BADGERS QUAY	03/05/1956	Active	21	0	2	-2	-8.70%	23	2	3		2	R		0	\$179.86	
Exc Award (06/30/2017, 06/30/2023, 06/30/20)																		
33676	BAY L'ARGENT	04/18/1977	Active	19	0	0	0	0.00%	19		9			N	P,T,M,VP,SC	9		
13820	BAY ROBERTS	10/12/1964	Active	18	0	2	-2	-10.00%	21	4	1		6		T,M,VP,SC	1	90+ Days	
29952	BLOOMFIELD-MUSGRAVETO WN	11/27/1974	Active	23	0	0	0	0.00%	22		10		19		T,VP,SC	0		
13822	BONAVISTA	01/15/1967	Active	41	4	0	4	10.81%	34		2		2	N	SC	2		
37632	BRIMSTONE HEAD L C	10/30/1979	Active	23	2	1	1	4.55%	23	3	2		2	N	SC	0	\$359.72	
13829	CLARENVILLE	05/19/1964	Active	23	1	2	-1	-4.17%	25	5	0		2	R	SC	1		
Exc Award (06/30/2023)																		
29798	COME BY CHANCE	09/10/1974	Active	13	0	1	-1	-7.14%	12	1	3			IP	M,SC	0		
13830	CONCEPTION BAY SOUTH	02/17/1971	Active	27	1	5	-4	-12.90%	31	10	0			N	M,SC	0	\$114.21	
Exc Award (06/30/2018)																		
13833	DUNVILLE	02/26/1973	Active	30	0	0	0	0.00%	31		9		2	R	VP,SC	1		
46189	ENGLISH HARBOUR EAST	05/12/1986	Active	20	0	0	0	0.00%	20		9			N	SC	0	\$537.44	
36888	FORT POINT L C	04/23/1979	Active	27	0	1	-1	-3.57%	27	9	3			N	VP,SC	0		
Exc Award (06/30/2024)																		
13838	FORTUNE	03/14/1970	Active	16	1	2	-1	-5.88%	17	25	1			N	SC	1		
13839	GAMBO	02/25/1968	Active	44	0	0	0	0.00%	40		8			N	SC	3	\$114.21	
Exc Award (06/30/2017)																		
13840	GANDER	07/06/1948	Active	25	5	2	3	13.64%	23	25	0		2	R	SC	0		
Exc Award (06/30/2024)																		
29953	GARNISH	11/25/1974	Active	11	0	2	-2	-15.38%	14	5	1				S,M,VP,SC	3	\$537.44	
Exc Award (06/30/2017)																		



# Club Health Assessment for District N 4 through January 2025

Club Number	Club Name	Charter Date	Status	Membership							Reports					Finance	LCIF
				Current Member Count	YTD Members Added	YTD Members Dropped	YTD Net Growth	YTD Net Growth%	Member Count 12 Months Ago	Avg. length of service for dropped members	Months Since Last MMR ***	Yrs. Since Last Officer Report	President Rotation	Vice President Reported ****	Months Since Last Activity Report ***	Account Balance	Donations for current Fiscal Year
			Number of times on status quo within last two years	If below 15 members appears				If net loss is greater than 20% appears			If no report in 3 months appears	When more than one year appears in	Number of repeat terms	Notes the officers that do not have an active	If no report at 12 months red		
31931	GOULDS	03/18/1976	Active	49	5	1	4	8.89%	45	0	0			N	SC	1	\$433.25
	Exc Award (06/30/2023)																
13841	GRAND BANK	10/23/1951	Active	29	3	3	0	0.00%	24	3	0			N	SC	8	\$768.00
	Exc Award (06/30/2024)																
31932	HANT'S HARBOUR	03/31/1976	P- Active	4	2	0	2	100.00%	6		2				T,M,VP,SC	N/R	90+ Days
36712	HARE BAY-DOVER LC	03/12/1979	Active	10	0	4	-4	-28.57%	14	8	1			N	S,M	12	
29631	INDIAN BAY	07/23/1974	Active	28	0	0	0	0.00%	26		9				S,VP,SC	9	\$222.48
	Exc Award (06/30/2017)																
29272	MARYSTOWN	05/08/1974	Active	29	2	5	-3	-9.38%	30	12	2			N	M,SC	0	
13847	MOUNT PEARL	03/07/1956	Active	18	1	1	0	0.00%	18	47	0				VP	0	\$719.44
	Exc Award (06/30/2024)																
115872	MUN CAMPUS	01/13/2012	Active	12	2	7	-5	-29.41%	0	0	0		3	N	M,SC	2	90+ Days
39621	MUSGRAVE HARBOUR	03/27/1981	Active	6	2	1	1	20.00%	10	5	3				S,M,VP,SC	10	
13850	NEW HARBOUR DILDO	11/06/1969	Active	19	6	4	2	11.76%	22	13	0				T,VP,SC	0	
13854	NORTH HARBOUR L C	01/16/1974	Active	12	0	0	0	0.00%	11		3		4		M,VP,SC	1	
134798	Paradise Centennial	05/30/2018	Active	30	2	1	1	3.45%	27	1	0			R	SC	0	\$359.72
	Exc Award (06/30/2024)																
13856	PLACENTIA	12/29/1960	Active	16	0	0	0	0.00%	16		1			N	T,VP	3	\$719.44
33327	PORT REXTON AREA	02/25/1977	Active	18	0	2	-2	-10.00%	20	24	2		7	N	M	1	
13857	PORT UNION	11/21/1957	Active	24	0	0	0	0.00%	24		9			N	P,T,M,SC	12	
32728	PORTUGAL COVE-ST PHILLIPS L C	09/27/1976	Active	27	5	3	2	8.00%	25	5	2		3		M,VP,SC	0	\$539.58
42067	POUCH COVE	12/20/1982	Active	34	7	0	7	25.93%	27		0			R		0	\$1,100.00
	Exc Award (06/30/2023)																
37425	RANDOM L C	07/05/1979	Active	19	0	4	-4	-17.39%	22	26	1			N		0	
	Exc Award (06/30/2017, 06/30/2019)																
32931	SOUTHWEST ARM	11/10/1976	Active	44	3	5	-2	-4.35%	49	23	0		2	R	SC	0	
	Exc Award (06/30/2023)																



## Club Health Assessment for District N 4 through January 2025

Club Number	Club Name	Charter Date	Status	Membership							Reports					Finance	LCIF
				Current Member Count	YTD Members Added	YTD Members Dropped	YTD Net Growth	YTD Net Growth%	Member Count 12 Months Ago	Avg. length of service for dropped members	Months Since Last MMR ***	Yrs. Since Last Officer Report	President Rotation	Vice President Reported ****	Months Since Last Activity Report ***	Account Balance	Donations for current Fiscal Year
			Number of times on status quo within last two years	If below 15 members appears				If net loss is greater than 20% appears			If no report in 3 months appears	When more than one year appears in	Number of repeat terms	Notes the officers that do not have an active	If no report at 12 months appears in red		
43735	ST BRENDANS	04/05/1984	Active	18	0	1	-1	-5.26%	20	19	3			M,VP,SC	3		
13860	ST JOHNS	06/28/1948	Active	37	2	3	-1	-2.63%	39	20	1			N	SC	1	90+ Days
	Exc Award (06/30/2023)																
13861	ST LAWRENCE	05/14/1953	Active	4	0	1	-1	-20.00%	5	61	2		8	T,M,VP,SC	2		
48047	ST VINCENTS	01/19/1988	Active	9	0	0	0	0.00%	9		5		22	R	SC	1	
13866	SUNNYSIDE	02/05/1966	Active	20	0	4	-4	-16.67%	24	14	2			M,VP,SC	0		
	Exc Award (06/30/2017)																
46957	TERRENCEVILLE	02/26/1987	Active	18	0	0	0	0.00%	16		6			N	SC	1	(\$80.45)
	Exc Award (06/30/2023, 06/30/2024)																
124240	Torbay	02/25/2015	Active	13	2	4	-2	-13.33%	15	7	0			N	S,M,SC	3	\$730.13
29848	TREPASSEY	10/08/1974	Active	20	0	0	0	0.00%	20		3			T,M,VP,SC	1		\$143.89
13870	VICTORIA	04/23/1973	Active	8	0	1	-1	-11.11%	9	26	3		7	R	SC	2	
38298	WATERFORD HOSPITAL L C	04/15/1980	Active	13	0	2	-2	-13.33%	15	5	0		2	N		0	
29954	WHITBOURNE	11/25/1974	Active	12	0	3	-3	-20.00%	15	12	2		12	R	T,M,SC	2	

Clubs Cancelled Previous Fiscal Year – Clubs Cancelled within last 12 months may be reinstated

Club Number	Club Name	Charter Date	Current Status*	Cancellation Date
146064	Newfoundland & Labrador (NL) Childrens Health	06/03/2021	Cancelled(8*)	12/29/2023

Current Total Clubs Count	YTD New Clubs Count	YTD Cancelled Clubs Count	YTD Net Club Gain	Current Total Members Count	YTD YTD Add Drop	YTD Net Growth	YTD Net Growth %	Member Count 12 Months Ago	Average Member Count Per Club	% of Clubs with less than 20 members	% No MMR in 3 Months	% No Officer Report in 12 Months	% of Clubs with balance 90+ days	Number of Clubs in Status Quo	% Status Quo Clubs in Financial Suspension	Number of Cancelled Clubs	Average Cancelled Club Age	Members Lost Due to Cancellation	% of Clubs Cancelled for Non-Financial Reasons
49	0	0	0	1,044	60 87	-27	-2.52%	1,057	21	49%	35%	0%	8%	0	0%	0	0	0	0%

\* - P - Priority Club. Cancellation Reasons: 1-Objectives/conduct, 2-Non-active club, 5-Non-existing club, 6-Disbanding, 7-Merger, 8-Financial Suspension, 9-District/Multiple District Dues.

\*\* - Abbreviation: P-President, S-Secretary, T-Treasurer, M-Member Chairperson, VP-First Vice President, MC-Communications Chairperson, SC-Service Chairperson

\*\*\* - Abbreviation: N/R - Never reported using the Lions Clubs website, N/A - Not applicable, No password registered for the Lions Clubs website.

\*\*\*\* - Abbreviation: N - New, IP - Immediate Past, R - Repeat.



# Club Health Assessment for District U 1 through January 2025

			Status	Membership							Reports					Finance	LCIF
Club Number	Club Name	Charter Date		Current Member Count	YTD Members Added	YTD Members Dropped	YTD Net Growth	YTD Net Growth%	Member Count 12 Months Ago	Avg. length of service for dropped members	Months Since Last MMR ***	Yrs. Since Last Officer Report	President Rotation	Vice President Reported ****	Months Since Last Activity Report ***	Account Balance	Donations for current Fiscal Year
			Number of times on status quo within last two years	If below 15 members appears					If net loss is greater than 20% appears		If no report in 3 months appears in	When more than one year appears in	Number of repeat terms	Notes the officers that do not have an active	If no report at 12 months red		
Clubs less than two years old																	
179512	Argenteuil 2.0	11/12/2024	Newly Chartered	28	28	0	28	100.00%	0		2			N VP	N/R		
172398	Laval - Difference	06/20/2024	Active	28	7	2	5	21.74%	0	0	1		2	R	3		\$53.02
154842	Mascouche	06/19/2023	Active	23	0	0	0	0.00%	28		2		3	R M,SC	3		\$25.30
Exc Award (06/30/2024)																	
156861	Montreal- Affaires Internationales Plus	01/11/2024	Active	13	5	17	-12	-48.00%	20	1	0		2	M,VP	0	90+ Days	
153629	Montreal- Hope for Humanity	02/22/2023	Active(2)	15	0	0	0	0.00%	28		7		3	N M	14		
Clubs more than two years old																	
14743	AMOS	05/12/1971	Active	13	1	4	-3	-18.75%	15	12	5			T,M,VP,SC	24+		
78662	AMOS FEMMES INC	04/02/2004	P- Cancelled(6*)	0	0	5	-5	-100.00%	6	11	4		None	P,S,T,M,VP SC	20	90+ Days	
126217	Anjou Pour La Vie	11/18/2015	Active	27	1	3	-2	-6.90%	30	4	0			N	0		\$793.41
Exc Award (06/30/2023)																	
29615	DEUX-MONTAGNES	06/28/1974	Active	37	3	0	3	8.82%	36		2		8	R SC	1		\$289.26
14806	GREENFIELD PARK	05/02/1956	Active	9	0	0	0	0.00%	10		7		3	R SC	1		\$162.22
14807	JOLIETTE	05/04/1970	Active	33	0	0	0	0.00%	33		2			N	0		\$29.06
14746	LA SARRE	11/16/1968	Active	22	2	2	0	0.00%	23	10	2			N	1		
14808	LACHUTE	11/20/1934	Active	91	2	4	-2	-2.15%	90	2	1			N SC	0		\$112.17
Exc Award (06/30/2018, 06/30/2019, 06/30/20)																	
34638	LACOLLE	11/17/1977	Active	14	1	2	-1	-6.67%	22	13	2		7	R M,SC	0		\$144.57
Exc Award (06/30/2018)																	
14798	LAVAL	06/06/1951	Active	39	4	0	4	11.43%	32		1			R	0		\$742.50
Exc Award (06/30/2017, 06/30/2023, 06/30/20)																	
131423	Laval Renaissance	06/22/2017	Active	74	0	1	-1	-1.33%	73	0	2		2	R SC	2		\$556.58
35561	MACAMIC	05/10/1978	Active	19	0	1	-1	-5.00%	18	6	2			N P,M,SC	0		
44729	MONT LAURIER	03/25/1985	Active	11	0	0	0	0.00%	11		12	1	None	P,S,T,M,VP SC	24+	90+ Days	



# Club Health Assessment for District U 1 through January 2025

			Status	Membership							Reports					Finance	LCIF	
Club Number	Club Name	Charter Date		Current Member Count	YTD Members Added	YTD Members Dropped	YTD Net Growth	YTD Net Growth%	Member Count 12 Months Ago	Avg. length of service for dropped members	Months Since Last MMR ***	Yrs. Since Last Officer Report	President Rotation	Vice President Reported ****	Months Since Last Activity Report ***	Account Balance	Donations for current Fiscal Year	
			Number of times on status quo within last two years	If below 15 members appears				If net loss is greater than 20% appears			If no report in 3 months appears in	When more than one year appears in	Number of repeat terms	Notes the officers that do not have an active	If no report at 12 months red			
137547	Montréal - La Toile D'Entraide du Monde	03/19/2019	Active(3)	2	0	0	0	0.00%	2		7		3	T,M,VP,SC	24+	90+ Days		
138728	Montreal - Le Pouvoir	06/26/2019	Active(2)	6	1	0	1	20.00%	5		0		7	N	M,SC		24+	
146494	Montreal- Autism Community	06/09/2021	Active	37	7	2	5	15.63%	33	2	0		5	R	SC		0	\$120.00
64291	MONTREAL CEDRES DU LIBAN Exc Award (06/30/2018, 06/30/2023, 06/30/20)	05/09/2001	Active	36	3	2	1	2.86%	35	14	1			R	M		0	\$25.30
14811	MONTREAL CENTRAL	09/14/1922	Active	17	4	1	3	21.43%	14	14	0		2	R			2	\$126.50
54689	MONTREAL GREATER CHINESE	06/29/1993	Active(2)	13	0	3	-3	-18.75%	17	1	2		8		M,VP,SC		2	\$101.20
136732	Montréal Les Griffons du Kebek	11/07/2018	Active	27	0	0	0	0.00%	31		6		2		M,VP		17	
37807	MONTREAL VILLERAY-SOURDS	12/17/1979	Active	6	0	0	0	0.00%	6		6		4		M,VP,SC		24+	
14810	MONTREAL WEST ISLAND	03/25/1958	Active	13	1	1	0	0.00%	14	11	0			N			2	
14812	MONTREAL WESTWARD	11/02/1953	Active(3)	11	1	0	1	10.00%	12		5		6	R	M,VP,SC		19	
14750	NORANDA ROUYN	11/14/1938	Active	4	0	0	0	0.00%	4		6		12		M,VP,SC	24+		
14814	ORMSTOWN Exc Award (06/30/2018, 06/30/2022)	12/12/1960	Active	33	0	0	0	0.00%	33		1			N		0	\$1,743.78	
14815	REPENTIGNY	04/23/1961	Active	28	0	1	-1	-3.45%	29	27	3			N	M,SC	0		
40231	REPENTIGNY LA SEIGNEURIE	07/13/1981	Active	42	2	3	-1	-2.33%	43	21	0		3	N	SC	1	\$1,095.20	
32521	ST EDOUARD	06/15/1976	Active	30	0	4	-4	-11.76%	34	30	1		9	N	P	24+	\$148.32	
14820	ST JEAN SUR RICHELIEU	04/01/1952	Active	30	0	0	0	0.00%	30		9		4		P,VP	24+		
99677	ST JEROME	06/20/2007	P- Active	12	0	4	-4	-25.00%	10	3	1		2		M,VP,SC	1	\$1,049.72	
14821	ST LAMBERT Exc Award (06/30/2023)	12/13/1945	Active	19	0	1	-1	-5.00%	21	1	3		2	R	SC	1	\$979.80	
49679	ST LAURENT	06/23/1989	Active	15	6	0	6	66.67%	9		0				M,VP,SC	2	\$466.97	
43016	ST MATHIEU	09/19/1983	Active	10	0	1	-1	-9.09%	11	41	1		None		P,T,M,VP,SC	2	\$25.30	
33538	ST-ADOLPHE-D'HOWARD	03/31/1977	Active	14	1	1	0	0.00%	12	9	0		4		M,VP,SC	0		





## Club Health Assessment for District U 1 through January 2025

			Status	Membership						Reports					Finance	LCIF	
Club Number	Club Name	Charter Date		Current Member Count	YTD Members Added	YTD Members Dropped	YTD Net Growth	YTD Net Growth%	Member Count 12 Months Ago	Avg. length of service for dropped members	Months Since Last MMR ***	Yrs. Since Last Officer Report	President Rotation	Vice President Reported ****	Months Since Last Activity Report ***	Account Balance	Donations for current Fiscal Year
			Number of times on status quo within last two years	If below 15 members appears				If net loss is greater than 20% appears			If no report in 3 months appears in	When more than one year appears in	Number of repeat terms	Notes the officers that do not have an active	If no report at 12 months appears in red		
33936	TERREBONNE Exc Award (06/30/2022)	05/23/1977	Active	22	0	0	0	0.00%	21		4		3	R	0		\$3,633.47
14824	THERESE-DE BLAINVILLE Exc Award (06/30/2017)	05/14/1968	Active	26	1	0	1	4.00%	28		0		4	R	3		\$170.27
53103	VAL D'OR INC	05/18/1992	Active	33	5	0	5	17.86%	28		0			N VP,SC	1		\$1,078.96
14754	VAL D'OR METROPOLITAN	03/07/1966	Active	24	2	0	2	9.09%	22		0			N	3		\$25.30
47386	VERDUN	05/28/1987	Active	29	1	4	-3	-9.38%	28	11	0			N	0		\$51.45

Clubs Cancelled Previous Fiscal Year – Clubs Cancelled within last 12 months may be reinstated

Club Number	Club Name	Charter Date	Current Status*	Cancellation Date
152412	Montreal Affaires Internationales	11/30/2022	Cancelled(6*)	09/29/2023
145385	Montreal Endless Youth Vision	03/10/2021	Cancelled(8*)	06/29/2024

Current Total Clubs Count	YTD New Clubs Count	YTD Cancelled Clubs Count	YTD Net Club Gain	Current Total Members Count	YTD Add	YTD Drop	YTD Net Growth	YTD Net Growth %	Member Count 12 Months Ago	Average Member Count Per Club	% of Clubs with less than 20 members	% No MMR in 3 Months	% No Officer Report in 12 Months	% of Clubs with balance 90+ days	Number of Clubs in Status Quo	% Status Quo Clubs in Financial Suspension	Number of Cancelled Clubs	Average Cancelled Club Age	Members Lost Due to Cancellation	% of Clubs Cancelled for Non-Financial Reasons
43	1	1	0	1,035	89	69	20	1.97%	1,007	24	47%	30%	2%	9%	0	0%	1	25	5	0%

\* - P - Priority Club. Cancellation Reasons: 1-Objectives/conduct, 2-Non-active club, 5-Non-existing club, 6-Disbanding, 7-Merger, 8-Financial Suspension, 9-District/Multiple District Dues.

\*\* - Abbreviation: P-President, S-Secretary, T-Treasurer, M-Member Chairperson, VP-First Vice President, MC-Communications Chairperson, SC-Service Chairperson

\*\*\* - Abbreviation: N/R - Never reported using the Lions Clubs website, N/A - Not applicable, No password registered for the Lions Clubs website.

\*\*\*\* - Abbreviation: N - New, IP - Immediate Past, R - Repeat.





# Club Health Assessment for District U 2 through January 2025

			Status	Membership						Reports					Finance		LCIF	
Club Number	Club Name	Charter Date		Current Member Count	YTD Members Added	YTD Members Dropped	YTD Net Growth	YTD Net Growth%	Member Count 12 Months Ago	Avg. length of service for dropped members	Months Since Last MMR ***	Yrs. Since Last Officer Report	President Rotation	Vice President Reported ****	Months Since Last Activity Report ***	Account Balance	Donations for current Fiscal Year	
			Number of times on status quo within last two years	If below 15 members appears					If net loss is greater than 20% appears			If no report in 3 months appears in	When more than one year appears in	Number of repeat terms	Notes the officers that do not have an active	If no report at 12 months appears in red		
Clubs less than two years old																		
157525	Québec Beauport	03/21/2024	Active	24	0	0	0	0.00%	0		9		2	R	3			
Clubs more than two years old																		
15005	ALMA	05/01/1963	Active	26	4	3	1	4.00%	25	14	0			M,VP,SC	5		\$100.00	
15008	BAIE ST PAUL	06/22/1970	Active	3	0	0	0	0.00%	14		7		None	P,M,VP,SC	24+			
37681	BREKEYVILLE	11/14/1979	Active	15	0	0	0	0.00%	23		6			N	M,SC	0	\$101.20	
32522	CAP-ROUGE-St-AUGUSTIN	06/21/1976	Active	30	1	2	-1	-3.23%	31	5	1			M,VP,SC	1		\$828.98	
Exc Award (06/30/2021)																		
14880	CHARLESBOURG	01/30/1967	Active	26	0	0	0	0.00%	29		7		2	R	0			
14881	CHARNY	11/30/1966	Active	23	0	2	-2	-8.00%	25	21	0		4	N	SC	0	\$7.26	
14745	CHIBOUGAMAU	05/22/1973	Active	19	0	0	0	0.00%	18		8			IP	M	2	\$105.00	
Exc Award (06/30/2024)																		
15012	CHICOUTIMI	04/20/1961	Active	40	7	3	4	11.11%	37	34	1			N	0			
15013	CLERMONT-LA MALBAIE-PNT AU PIC	04/24/1967	Active	23	4	1	3	15.00%	20	36	2			N	M,SC	0		
Exc Award (06/30/2017, 06/30/2020)																		
41020	DESCHAMBAULT-GRONDINE S	03/01/1982	Active	17	0	5	-5	-22.73%	22	27	3			IP	M	0	\$79.26	
Exc Award (06/30/2017, 06/30/2023)																		
15014	DOLBEAU MISTASSINI	03/24/1971	Active	33	2	0	2	6.45%	31		2			N	M,SC	2	\$25.30	
Exc Award (06/30/2017)																		
15019	JONQUIERE	03/12/1968	Active	13	3	0	3	30.00%	9		0		3	R	M,SC	23		
48999	LA BAIE NORD	11/08/1988	Active	15	0	1	-1	-6.25%	16	2	0		None	P,T,M,VP,SC	0			
14890	LA TUQUE	12/01/1970	Active	44	4	0	4	10.00%	41		1			N	M,SC	0		
Exc Award (06/30/2018)																		
14892	LAURIER-ST FLAVIEN LC	08/23/1972	Active	32	0	0	0	0.00%	34		7			N	0			
Exc Award (06/30/2017)																		
138835	Les Amis De L'Arche Chaudieres Appalaches	06/29/2019	Active	23	0	1	-1	-4.17%	20	1	1			N	SC	0	\$643.58	



# Club Health Assessment for District U 2 through January 2025

			Status	Membership							Reports					Finance		LCIF
Club Number	Club Name	Charter Date		Current Member Count	YTD Members Added	YTD Members Dropped	YTD Net Growth	YTD Net Growth%	Member Count 12 Months Ago	Avg. length of service for dropped members	Months Since Last MMR ***	Yrs. Since Last Officer Report	President Rotation	Vice President Reported ****	Months Since Last Activity Report ***	Account Balance	Donations for current Fiscal Year	
			Number of times on status quo within last two years	If below 15 members appears				If net loss is greater than 20% appears			If no report in 3 months appears in	When more than one year appears in	Number of repeat terms	Notes the officers that do not have an active	If no report at 12 months appears in red			
14894	LEVIS	07/13/1945	Active	60	5	1	4	7.14%	53	14	0		2	VP,SC	0		\$2,170.58	
Exc Award (06/30/2017)																		
14896	MONTMAGNY	11/24/1966	Active	20	3	2	1	5.26%	19	18	2			IP M,SC	2			
39412	PONT-ROUGE	02/27/1981	Active	17	0	0	0	0.00%	17		8		3	VP	0		\$962.84	
Exc Award (06/30/2017)																		
146598	Québec Diabète	06/09/2021	Active	20	6	5	1	5.26%	18	3	2		5	R	0		\$146.56	
85979	QUEBEC LA CITE	03/24/2005	Active	26	2	0	2	8.33%	25		2		4	R	0			
104348	QUEBEC L'ANCIENNE LORETTE	01/13/2009	Active	29	4	1	3	11.54%	26	31	2		3	R M,SC	1			
Exc Award (06/30/2017)																		
37931	QUÉBEC LAURENTIEN LES RIVIÈRES	01/09/1980	Active	10	0	1	-1	-9.09%	11	7	3		4	VP,SC	13			
14897	QUEBEC NORD	06/14/1970	Active	25	1	4	-3	-10.71%	28	6	3		2	N SC	0			
Exc Award (06/30/2018)																		
42287	ROBERVAL	02/22/1983	Active	8	0	2	-2	-20.00%	15	4	0			R M,VP,SC	0			
14887	SAINT ROMUALD	12/07/1965	Active	43	6	0	6	16.22%	37		2			N	0		\$2,116.24	
Exc Award (06/30/2024)																		
14906	SHAWINIGAN	05/11/1973	Active	8	1	1	0	0.00%	8	2	1		12	VP,SC	0		\$74.03	
14908	SILLERY-STE-FOY-QUEBEC	03/31/1960	Active	39	0	3	-3	-7.14%	40	20	1			M,VP,SC	24+			
14901	ST AGAPIT	05/20/1968	Active	34	1	0	1	3.03%	25		2			N	0		\$205.75	
36719	ST APOLLINAIRE	03/09/1979	Active	29	0	0	0	0.00%	26		8		2	N M,SC	0		\$1,051.12	
Exc Award (06/30/2023)																		
46640	ST ELZEAR DE BEAUCE	11/17/1986	Active	28	0	1	-1	-3.45%	29	28	6			M,VP,SC	0		\$1,120.55	
45777	ST ETIENNE DE LAUZON	02/04/1986	Active	25	0	1	-1	-3.85%	23	4	3		2	VP	0			
15026	ST FELICIEN	04/10/1968	Active	21	2	0	2	10.53%	18		3			N	1		\$25.30	
Exc Award (06/30/2023)																		
38051	ST JEAN CHRYSOSTOME	02/19/1980	Active	5	0	0	0	0.00%	5		8			R M,SC	0			
43625	ST RAYMOND	03/12/1984	Cancelled(6*)	0	0	9	-9	-100.00%	9	30	4	1	None	P,S,T,M,VP SC	22	90+ Days		
Exc Award (06/30/2017)																		



## Club Health Assessment for District U 2 through January 2025

Club Number	Club Name	Charter Date	Status	Membership							Reports					Finance	LCIF
				Current Member Count	YTD Members Added	YTD Members Dropped	YTD Net Growth	YTD Net Growth%	Member Count 12 Months Ago	Avg. length of service for dropped members	Months Since Last MMR ***	Yrs. Since Last Officer Report	President Rotation	Vice President Reported ****	Months Since Last Activity Report ***	Account Balance	Donations for current Fiscal Year
			Number of times on status quo within last two years	If below 15 members appears				If net loss is greater than 20% appears			If no report in 3 months appears	When more than one year appears in	Number of repeat terms	Notes the officers that do not have an active	If no report at 12 months appears in red		
14904	STE MARIE	04/10/1967	Active	30	0	0	0	0.00%	29		4			N	0		\$346.92
14905	STE-PERPETUE-DE-L'ISL	05/22/1973	Active	25	4	1	3	13.64%	23	8	0		5	R	0		\$391.36
38906	TRING-JONCTION, SAINT-FREDERIC, SAINT	09/29/1980	Active	52	7	1	6	13.04%	47	1	2			N	0		\$2,656.83
14909	TROIS RIVIERES	09/25/1961	Active	12	0	0	0	0.00%	14		7			R	0	SC	\$72.29
14911	VILLE ST GEORGES	01/17/1963	Active	38	1	0	1	2.70%	28		0			N	0		\$183.64
Exc Award (06/30/2024)																	

Clubs Cancelled Previous Fiscal Year – Clubs Cancelled within last 12 months may be reinstated

Club Number	Club Name	Charter Date	Current Status*	Cancellation Date
111471	QUEBEC - BEAUPORT - BOISCHATEL	06/24/2011	Cancelled(6*)	05/29/2024
129819	Ste-Brigitte-De-Laval	02/08/2017	Cancelled(6*)	04/29/2024

Current Total Clubs Count	YTD New Clubs Count	YTD Cancelled Clubs Count	YTD Net Club Gain	Current Total Members Count	YTD Add	YTD Drop	YTD Net Growth	YTD Net Growth %	Member Count 12 Months Ago	Average Member Count Per Club	% of Clubs with less than 20 members	% No MMR in 3 Months	% No Officer Report in 12 Months	% of Clubs with balance 90+ days	Number of Clubs in Status Quo	% Status Quo Clubs in Financial Suspension	Number of Cancelled Clubs	Average Cancelled Club Age	Members Lost Due to Cancellation	% of Clubs Cancelled for Non-Financial Reasons
40	0	1	-1	1,010	68	51	17	1.71%	968	25	30%	43%	0%	0%	0	0%	1	61	9	100%

\* - P - Priority Club. Cancellation Reasons: 1-Objectives/conduct, 2-Non-active club, 5-Non-existing club, 6-Disbanding, 7-Merger, 8-Financial Suspension, 9-District/Multiple District Dues.

\*\* - Abbreviation: P-President, S-Secretary, T-Treasurer, M-Member Chairperson, VP-First Vice President, MC-Communications Chairperson, SC-Service Chairperson

\*\*\* - Abbreviation: N/R - Never reported using the Lions Clubs website, N/A - Not applicable, No password registered for the Lions Clubs website.

\*\*\*\* - Abbreviation: N - New, IP - Immediate Past, R - Repeat.



# Club Health Assessment for District U 3 through January 2025

			Status	Membership							Reports					Finance	LCIF
Club Number	Club Name	Charter Date		Current Member Count	YTD Members Added	YTD Members Dropped	YTD Net Growth	YTD Net Growth%	Member Count 12 Months Ago	Avg. length of service for dropped members	Months Since Last MMR ***	Yrs. Since Last Officer Report	President Rotation	Vice President Reported ****	Months Since Last Activity Report ***	Account Balance	Donations for current Fiscal Year
			Number of times on status quo within last two years	If below 15 members appears					If net loss is greater than 20% appears		If no report in 3 months appears in	When more than one year appears in	Number of repeat terms	Notes the officers that do not have an active	If no report at 12 months appears in red		
Clubs less than two years old																	
158047	Gaspésie Une main pour l'autisme	04/26/2024	Active	19	2	5	-3	-13.64%	0	1	0		2	N	4		
Clubs more than two years old																	
15006	AMQUI Exc Award (06/30/2018)	10/27/1966	Active	45	4	0	4	9.76%	39		0			N	0		\$14.33
15007	BAIE COMEAU	03/25/1961	Active	41	2	2	0	0.00%	40	51	0			N	0		\$656.27
41485	BIC Exc Award (06/30/2020)	06/30/1982	Active	19	1	0	1	5.56%	19		0			N	0		\$218.27
35059	CAP D'ESPOIR Exc Award (06/30/2018)	02/21/1978	Active	8	0	0	0	0.00%	8		9		7	N	0		\$14.33
15010	CARLETON Exc Award (06/30/2021)	10/21/1968	Active	15	0	0	0	0.00%	16		4		5	N	M,SC	1	\$375.30
15011	CHANDLER	01/20/1965	Active	18	5	0	5	38.46%	13		0		7	N		1	
15027	DEGELIS	12/11/1967	Active	23	1	0	1	4.55%	23		3			N	M	0	
43232	ESCOUMINS-BERGERONNES	12/06/1983	Active	20	2	2	0	0.00%	20	2	1		2		VP	0	
15016	GASPE Exc Award (06/30/2023)	01/23/1974	Active	21	2	4	-2	-8.70%	23	12	0			N	SC	0	
15017	GRANDE RIVIERE	03/21/1968	Active	5	0	0	0	0.00%	5		14		8		M,VP,SC	24+	
30469	GRANDE VALLEE	03/28/1975	Active	22	0	0	0	0.00%	23		6			N	SC	0	\$71.17
35060	HAVRE ST PIERRE	02/21/1978	Active	31	3	0	3	10.71%	26		4		3	R		0	
15020	LA POCATIERE	06/29/1966	Active	19	2	0	2	11.76%	20		2			N	T,SC	0	
106561	LONGUE RIVE PORTNEUF FORESTVILLE	10/15/2009	Active	25	0	1	-1	-3.85%	26	7	2		2	N		0	
15021	MATANE Exc Award (06/30/2018, 06/30/2019, 06/30/20)	11/08/1966	Active	37	3	0	3	8.82%	33		2			N	SC	1	\$28.65
54229	MATANE D'AMOURS Exc Award (06/30/2018)	03/15/1993	Active	21	0	1	-1	-4.55%	21	14	2		2	R	M,SC	0	
15022	MONT JOLI	01/28/1965	Active	20	1	0	1	5.26%	19		4			N	SC	2	




# Club Health Assessment for District U 3 through January 2025

			Status	Membership							Reports					Finance		LCIF
Club Number	Club Name	Charter Date		Current Member Count	YTD Members Added	YTD Members Dropped	YTD Net Growth	YTD Net Growth%	Member Count 12 Months Ago	Avg. length of service for dropped members	Months Since Last MMR ***	Yrs. Since Last Officer Report	President Rotation	Vice President Reported ****	Months Since Last Activity Report ***	Account Balance	Donations for current Fiscal Year	
			Number of times on status quo within last two years	If below 15 members appears				If net loss is greater than 20% appears			If no report in 3 months appears in	When more than one year appears in	Number of repeat terms	Notes the officers that do not have an active	If no report at 12 months appears in red			
40755	MONT LOUIS	01/27/1982	Active	12	1	1	0	0.00%	16	2	0			N	0			
	Exc Award (06/30/2023)																	
39154	MONT-CARMEL KAM	12/15/1980	Active	14	0	1	-1	-6.67%	16	2	4		2	N	0		\$37.08	
	Exc Award (06/30/2018, 06/30/2022)																	
40197	MURDOCHVILLE	06/30/1981	Active	21	1	1	0	0.00%	22	0	1		2		VP	0	\$119.98	
	Exc Award (06/30/2024)																	
55498	PABOS LA SEIGNEURIE	04/05/1994	Active	5	0	0	0	0.00%	5		9		4		T,VP	2		
84450	PASPEBIAC	11/24/2004	Active	7	0	3	-3	-30.00%	12	4	3			R		0		
15023	PORT CARTIER	09/26/1962	Active	19	0	1	-1	-5.00%	25	39	3			N	M,VP,SC	3		
15024	RIMOUSKI	04/05/1961	Active	24	0	7	-7	-22.58%	38	4	1				VP,SC	1		
	Exc Award (06/30/2019, 06/30/2023)																	
15025	RIVIERE DU LOUP	06/17/1965	Active	34	1	1	0	0.00%	35	23	1			N	SC	0		
	Exc Award (06/30/2018)																	
36451	RIVIERE-AU-RENARD	01/15/1979	Active	27	2	0	2	8.00%	25		3			N		0		
	Exc Award (06/30/2018, 06/30/2019)																	
35180	RIVIERE-OUELLE ST PACOME	03/15/1978	Active	20	0	0	0	0.00%	18		8			N		0		
15030	SEPT ILES	08/12/1952	Active	29	0	0	0	0.00%	31		6			N		0		
41021	ST ANACLET DE LESSARD	03/26/1982	Active	37	1	0	1	2.78%	38		2			N		1	\$115.08	
	Exc Award (06/30/2017, 06/30/2018, 06/30/2020)																	
13816	ST PIERRE MIQUELON	09/07/1953	Active	31	2	1	1	3.33%	31	40	1			IP	SC	12		
52987	ST PIERRE-MIQUELON AVENIR L C	04/28/1992	Active	33	0	0	0	0.00%	32		3		3	R		0	\$425.00	
	Exc Award (06/30/2024)																	
40012	STE-BLANDINE	06/02/1981	Active	16	2	0	2	14.29%	14		2		4	R	SC	0		
	Exc Award (06/30/2019, 06/30/2023)																	
30776	ST-GABRIEL	05/06/1975	Active	17	0	0	0	0.00%	14		1				VP,SC	0		
	Exc Award (06/30/2018, 06/30/2019)																	
37156	ST-PASCAL	05/25/1979	Active	23	0	0	0	0.00%	20		2			N		2		
	Exc Award (06/30/2023, 06/30/2024)																	



## Club Health Assessment for District U 3 through January 2025

			Status	Membership							Reports				Finance	LCIF	
Club Number	Club Name	Charter Date		Current Member Count	YTD Members Added	YTD Members Dropped	YTD Net Growth	YTD Net Growth%	Member Count 12 Months Ago	Avg. length of service for dropped members	Months Since Last MMR ***	Yrs. Since Last Officer Report	President Rotation	Vice President Reported ****	Months Since Last Activity Report ***	Account Balance	Donations for current Fiscal Year
			Number of times on status quo within last two years	If below 15 members appears				If net loss is greater than 20% appears			If no report in 3 months appears in	When more than one year appears in	Number of repeat terms	Notes the officers that do not have an active	If no report at 12 months appears in red		

Clubs Cancelled Previous Fiscal Year – Clubs Cancelled within last 12 months may be reinstated

Club Number	Club Name	Charter Date	Current Status*	Cancellation Date
15018	HAUTERIVE	04/22/1967	Cancelled(6*)	07/29/2023

Current Total Clubs Count	YTD New Clubs Count	YTD Cancelled Clubs Count	YTD Net Club Gain	Current Total Members Count	YTD Add	YTD Drop	YTD Net Growth	YTD Net Growth %	Member Count 12 Months Ago	Average Member Count Per Club	% of Clubs with less than 20 members	% No MMR in 3 Months	% No Officer Report in 12 Months	% of Clubs with balance 90+ days	Number of Clubs in Status Quo	% Status Quo Clubs in Financial Suspension	Number of Cancelled Clubs	Average Cancelled Club Age	Members Lost Due to Cancellation	% of Clubs Cancelled for Non-Financial Reasons
35	0	0	0	778	38	31	7	0.91%	766	22	40%	43%	0%	0%	0	0%	0	0	0	0%

\* - P - Priority Club. Cancellation Reasons: 1-Objectives/conduct, 2-Non-active club, 5-Non-existing club, 6-Disbanding, 7-Merger, 8-Financial Suspension, 9-District/Multiple District Dues.

\*\* - Abbreviation: P-President, S-Secretary, T-Treasurer, M-Member Chairperson, VP-First Vice President, MC-Communications Chairperson, SC-Service Chairperson

\*\*\* - Abbreviation: N/R - Never reported using the Lions Clubs website, N/A - Not applicable, No password registered for the Lions Clubs website.

\*\*\*\* - Abbreviation: N - New, IP - Immediate Past, R - Repeat.



# Club Health Assessment for District U 4 through January 2025

Club Number	Club Name	Charter Date	Status	Membership							Reports					Finance	LCIF
				Current Member Count	YTD Members Added	YTD Members Dropped	YTD Net Growth	YTD Net Growth%	Member Count 12 Months Ago	Avg. length of service members	Months Since Last MMR ***	Yrs. Since Last Officer Report	President Rotation	Vice President Reported ****	Months Since Last Activity Report ***	Account Balance	Donations for current Fiscal Year
			Number of times on status quo within last two years	If below 15 members appears				If net loss is greater than 20% appears			If no report in 3 months appears in	When more than one year appears in	Number of repeat terms	Notes the officers that do not have an active	If no report at 12 months red		
<b>Clubs more than two years old</b>																	
14877	ACTON VALE	07/19/1956	Active	34	2	4	-2	-5.56%	34	11	1			N	M,SC	0	\$130.55
	Exc Award (06/30/2017)																
14879	BEAURIVAGE	10/03/1973	Active	5	0	0	0	0.00%	5		9		4		P,VP,SC	11	
14801	BOUCHERVILLE	01/26/1961	Active	12	0	0	0	0.00%	12		8		4		M,VP,SC	0	
36322	BROUGHTON L C	12/07/1978	Active	15	0	2	-2	-11.76%	17	20	2		3	N		0	\$189.37
14882	COATICOOK	09/29/1941	Active	36	2	1	1	2.86%	34	8	0			N	VP	0	\$1,460.26
38050	COMPTON	02/08/1980	Active	30	1	0	1	3.45%	37		4			N		0	
53036	COOKSHIRE-EATON	05/01/1992	Active	12	0	1	-1	-7.69%	12	7	2		3	R	M,SC	1	
14883	COWANSVILLE	09/11/1945	Active	27	1	0	1	3.85%	26		2				M,VP,SC	3	\$173.05
14885	DRUMMONDVILLE	02/15/1961	Active	27	0	2	-2	-6.90%	27	2	0		2		M,VP,SC	0	
97415	EAST ANGUS	06/28/2006	Active	20	1	0	1	5.26%	18		3		6	R	T,SC	1	
116365	EASTMAN - MEMPHRE OUEST	04/04/2012	Active	10	1	0	1	11.11%	11		4			N	SC	7	\$50.60
43875	GRANBY	05/07/1984	Active	29	6	2	4	16.00%	27	4	1			N	M,SC	0	\$126.50
	Exc Award (06/30/2019, 06/30/2023)																
32363	HAM-NORD	06/09/1976	Active	24	2	4	-2	-7.69%	26	5	1			N	M,SC	1	
	Exc Award (06/30/2024)																
14889	KNOWLTON	03/19/1956	Active	23	5	1	4	21.05%	21	1	0			N	M,SC	0	
	Exc Award (06/30/2017, 06/30/2020)																
36575	LAC DROLET	02/09/1979	Active	21	1	0	1	5.00%	18		1			R	SC	0	\$50.60
	Exc Award (06/30/2018)																
14891	LAC MEGANTIC	10/14/1954	Active	29	1	0	1	3.57%	29		0			N	SC	14	
30048	LEEDS	12/26/1974	Active	10	2	4	-2	-16.67%	12	16	0				M,VP,SC	4	
102073	NOTRE DAME DES BOIS	05/20/2008	Active	21	0	0	0	0.00%	21		7		2	N	M,SC	0	
	Exc Award (06/30/2023)																
37225	PLESSISVILLE	06/18/1979	Active(1)	10	0	0	0	0.00%	11		3			N	SC	7	\$7.30



# Club Health Assessment for District U 4 through January 2025

			Status		Membership						Reports					Finance		LCIF		
Club Number	Club Name	Charter Date		Current Member Count	YTD Members Added	YTD Members Dropped	YTD Net Growth	YTD Net Growth%	Member Count 12 Months Ago	Avg. length of service for dropped members	Months Since Last MMR ***	Yrs. Since Last Officer Report	President Rotation	Vice President Reported ****	Months Since Last Activity Report ***	Account Balance	Donations for current Fiscal Year			
			Number of times on status quo within last two years	If below 15 members appears				If net loss is greater than 20% appears			If no report in 3 months appears in	When more than one year appears in	Number of repeat terms	Notes the officers that do not have an active	If no report at 12 months red					
40517	PRINCEVILLE	11/09/1981	Active	12	1	0	1	9.09%	11		4		2	R	VP,SC	11		\$375.00		
14900	RICHMOND MELBOURNE	03/03/1966	Active	13	1	0	1	8.33%	11		1			N		13				
14907	SHERBROOKE	10/30/1940	Active	18	0	1	-1	-5.26%	18	9	4		2	N	M,SC	4		\$1,301.41		
14817	ST BRUNO DE MONTARVLE	06/19/1968	Active	5	0	0	0	0.00%	5		9		13		M,VP,SC	13				
14818	ST HYACINTHE	02/12/1959	Active	2	0	0	0	0.00%	2		4		10		M,VP,SC	9				
Exc Award (06/30/2017)																				
32733	ST ROMAIN	09/27/1976	Active(1)	8	0	0	0	0.00%	10		7	1	None		P,S,T,M,VP SC	8				
36211	ST SYLVESTRE	11/07/1978	Active	16	0	2	-2	-11.11%	18	24	2			N		0				
Exc Award (06/30/2023)																				
47576	STE JULIE DE VERCHERES	06/29/1987	Active	17	4	0	4	30.77%	12		4		3	N	VP	1		\$39.18		
37808	STORNOWAY	12/28/1979	Active	23	0	0	0	0.00%	25		0			N	SC	0		\$25.30		
51829	ST-SEBASTIEN	06/28/1991	Active	8	0	3	-3	-27.27%	11	27	3			N	SC	3		\$50.60		
42412	THETFORD-MINES	03/17/1983	Active	4	0	0	0	0.00%	4		9		5		M,VP	11				
14913	WARWICK	06/04/1969	Active	39	1	0	1	2.63%	39		4			N		0		\$515.96		
14914	WEEDON	12/26/1973	Cancelled(6*)	0	0	13	-13	-100.00%	13	21	4	1	None		P,S,T,M,VP SC	13				
Exc Award (06/30/2023)																				
Current Total Clubs Count	YTD New Clubs Count	YTD Cancelled Clubs Count	YTD Net Club Gain	Current Total Members Count	YTD Add	YTD Drop	YTD Net Growth	YTD Net Growth %	Member Count 12 Months Ago	Average Member Count Per Club	% of Clubs with less than 20 members	% No MMR in 3 Months	% No Officer Report in 12 Months	% of Clubs with balance 90+ days	Number of Clubs in Status Quo	% Status Quo Clubs in Financial Suspension	Number of Cancelled Clubs	Average Cancelled Club Age	Members Lost Due to Cancellation	% of Clubs Cancelled for Non-Financial Reasons
31	0	1	-1	560	32	40	-8	-1.41%	577	18	55%	52%	3%	0%	0	0%	1	51	13	100%

\* - P - Priority Club. Cancellation Reasons: 1-Objectives/conduct, 2-Non-active club, 5-Non-existing club, 6-Disbanding, 7-Merger, 8-Financial Suspension, 9-District/Multiple District Dues.

\*\* - Abbreviation: P-President, S-Secretary, T-Treasurer, M-Member Chairperson, VP-First Vice President, MC-Communications Chairperson, SC-Service Chairperson

\*\*\* - Abbreviation: N/R - Never reported using the Lions Clubs website, N/A - Not applicable, No password registered for the Lions Clubs website.

\*\*\*\* - Abbreviation: N - New, IP - Immediate Past, R - Repeat.





# Club Health Assessment for District C 1 through January 2025

			Status	Membership							Reports					Finance		LCIF
Club Number	Club Name	Charter Date		Current Member Count	YTD Members Added	YTD Members Dropped	YTD Net Growth	YTD Net Growth%	Member Count 12 Months Ago	Avg. length of service for dropped members	Months Since Last MMR ***	Yrs. Since Last Officer Report	President Rotation	Vice President Reported ****	Months Since Last Activity Report ***	Account Balance	Donations for current Fiscal Year	
			Number of times on status quo within last two years	If below 15 members appears				If net loss is greater than 20% appears			If no report in 3 months appears in	When more than one year appears in	Number of repeat terms	Notes the officers that do not have an active	If no report at 12 months appears in red			
Clubs more than two years old																		
29771	ALBERTA BEACH & DISTRICT	08/30/1974	Active	27	4	3	1	3.85%	27	10	1		4	R	M,SC	1	90+ Days	\$174.64
13177	ALIX	04/01/1971	Active	9	0	1	-1	-10.00%	10	2	4		4	N	P,M,SC	0		
13179	ANDREW	12/04/1946	Active	17	2	1	1	6.25%	17	1	1		7	R	P,SC	22		
12988	ATHABASCA	06/02/1966	Active	21	1	0	1	5.00%	20		2			N	M,SC	4		
39039	BAWLF & DISTRICT L C	11/11/1980	Active(1)	17	0	3	-3	-15.00%	19	27	0		7		M,VP,SC	1		
31926	BEAUMONT & DISTRICT L C	03/22/1976	Active	16	0	0	0	0.00%	16		10		2		M,VP,SC	20		
41479	BLACKFOOT & DISTRICT L C	06/04/1982	Active	10	0	0	0	0.00%	9		4		2		M,VP,SC	N/R		
142210	Blindman Valley	08/06/2020	Active	23	0	3	-3	-11.54%	24	5	0		None	N	P	0		
Exc Award (06/30/2021)																		
13184	BONNYVILLE	09/09/1970	Active	6	0	1	-1	-14.29%	7	12	5			R	P,T,M,VP,SC	N/R		
13185	BOYLE	04/17/1968	Active	15	8	1	7	87.50%	5	30	0			N	M,SC	0	\$2,023.08	
13186	BRUDERHEIM	06/30/1972	Active(1)	10	0	3	-3	-23.08%	13	10	2		3		M,VP,SC	2		
39271	BUSBY & DISTRICT L C	01/20/1981	Active	15	1	2	-1	-6.25%	18	15	2				P,M,VP,SC	2		
105444	CAMROSE SWANS AND ROSES	05/26/2009	Active	19	0	0	0	0.00%	19		5		2	R		9		
13190	CHIPMAN	06/11/1953	Active	23	0	0	0	0.00%	22		2		4		M,VP,SC	12		
Exc Award (06/30/2023)																		
33213	CLIVE	01/21/1977	Active	11	2	1	1	10.00%	10	12	1		5		P,M,VP,SC	1		
13192	CONSORT	05/05/1972	Active	19	0	0	0	0.00%	19		12		5	R	P,M,VP,SC	16		
12994	DEVON	09/29/1949	Active	56	6	5	1	1.82%	53	22	0			N		6		
12995	DRAYTON VALLEY	11/05/1957	Active	16	2	0	2	14.29%	13		2			N	SC	2		
13197	ECKVILLE	04/25/1946	Active	17	0	0	0	0.00%	18		7		3		M,VP,SC	17	\$543.31	
53588	EDMONTON AUTISM	08/19/1992	Active	15	6	0	6	66.67%	9		0		4		M,VP,SC	1		
37799	EDMONTON CHINESE	12/17/1979	Active	31	5	2	3	10.71%	28	7	2		3	N	M,VP	7		
12996	EDMONTON HOST	06/14/1929	Active	51	2	8	-6	-10.53%	52	9	0			N	SC	7		
																		\$9,669.02



# Club Health Assessment for District C 1 through January 2025

			Status	Membership							Reports					Finance	LCIF
Club Number	Club Name	Charter Date		Current Member Count	YTD Members Added	YTD Members Dropped	YTD Net Growth	YTD Net Growth%	Member Count 12 Months Ago	Avg. length of service for dropped members	Months Since Last MMR ***	Yrs. Since Last Officer Report	President Rotation	Vice President Reported ****	Months Since Last Activity Report ***	Account Balance	Donations for current Fiscal Year
			Number of times on status quo within last two years	If below 15 members appears					If net loss is greater than 20% appears		If no report in 3 months appears in	When more than one year appears in	Number of repeat terms		Notes the officers that do not have an active	If no report at 12 months appears in red	
124891	Edmonton Inner City	05/21/2015	Active	11	0	0	0	0.00%	11		20		4		VP,SC	24+	\$3,614.27
78657	EDMONTON KOREAN	04/02/2004	Active	25	0	0	0	0.00%	25		14			N	T,M,VP,SC	24+	
33320	EDMONTON MILLWOODS	02/14/1977	Active	9	4	5	-1	-10.00%	10	21	2			N	M,SC	0	
Exc Award (06/30/2023)																	
54593	EDMONTON MILLWOODS BREAKFAST	06/14/1993	Active	18	0	0	0	0.00%	16		2		7	N	T,SC	24+	
12999	EDMONTON NORTHGATE	03/30/1966	Active	22	0	2	-2	-8.33%	22	17	1				M,VP,SC	21	
13000	EDMONTON SOUTH EDMONTON	05/07/1954	Active	13	0	0	0	0.00%	13		5		None		P,M,VP,SC	24	
13001	EDMONTON SOUTHGATE	03/21/1966	Active	15	2	0	2	15.38%	13		3		3	R	M,SC	15	
48156	EDMONTON THE CITY OF CHAMPIONS	02/15/1988	Active	17	0	0	0	0.00%	17		3			N	M,VP,SC	24+	
13003	EDSON	11/14/1957	Active	12	5	0	5	71.43%	8		0			IP		1	
13198	ELK POINT & DISTRICT L C	11/12/1970	Active	27	4	0	4	17.39%	23		2			N	T,SC	24+	
13005	FAIRVIEW DISTRICT	11/10/1971	Active	14	0	0	0	0.00%	15		3		2		M,VP,SC	24+	
13199	FORESTBURG	02/16/1961	Active	11	1	0	1	10.00%	10		2		2	R	P,M,VP,SC	24+	
13201	FORT SASKATCHEWAN	11/26/1948	Active	34	2	2	0	0.00%	30	18	0		2	R	SC	0	
56810	FOX CREEK	04/20/1995	Active(2)	8	0	0	0	0.00%	9		11		3	N	M,SC	24+	
36706	FT MCMURRAY TARSANDS	03/08/1979	Active	13	0	0	0	0.00%	11		7		2		T,M,VP,SC	24+	
30468	GALAHAD	03/31/1975	Active	18	0	0	0	0.00%	18		3				M,VP,SC	13	
13202	GRAND CENTRE	09/18/1970	Active	22	1	3	-2	-8.33%	27	13	0		2	R	M,SC	0	
13010	GRANDE PRAIRIE	05/09/1957	Active	20	6	1	5	33.33%	18	0	0			N	SC	0	
13045	HUDSON HOPE	04/27/1967	Active	11	0	0	0	0.00%	12		11		2		M,VP,SC	13	
13205	HUGHENDEN	03/27/1946	Active	30	0	2	-2	-6.25%	33	11	3		10	R	M,VP,SC	24+	
13017	JASPER	03/12/1970	Active(1)	12	0	2	-2	-14.29%	14	9	2		10		M,VP,SC	24+	
13208	KILLAM	03/08/1967	Active	27	0	1	-1	-3.57%	28	8	1		2		M,VP,SC	24+	
30126	Kirriemuir Altario & Compeer (K.A.C.) LIONS CLUB	01/20/1975	Active	15	0	0	0	0.00%	15		19		3		P,M,VP,SC	N/R	



# Club Health Assessment for District C 1 through January 2025

			Status	Membership							Reports					Finance		LCIF
Club Number	Club Name	Charter Date		Current Member Count	YTD Members Added	YTD Members Dropped	YTD Net Growth	YTD Net Growth%	Member Count 12 Months Ago	Avg. length of service for dropped members	Months Since Last MMR ***	Yrs. Since Last Officer Report	President Rotation	Vice President Reported ****	Months Since Last Activity Report ***	Account Balance	Donations for current Fiscal Year	
			Number of times on status quo within last two years	If below 15 members appears				If net loss is greater than 20% appears			If no report in 3 months appears in	When more than one year appears in	Number of repeat terms	Notes the officers that do not have appears in an active	If no report at 12 months red			
117089	LAC LA BICHE	06/04/2012	Active(3)	5	5	0	5	100.00%	5		4			IP	M,SC	N/R		
13211	LAMONT	01/30/1957	Active	16	0	0	0	0.00%	16		1			R	SC	2		
	Exc Award (06/30/2023)																	
13018	LEDUC	04/11/1946	Active	63	4	2	2	3.28%	57	8	1			N	S	2		
36973	LEDUC BREAKFAST	04/27/1979	Active	6	0	0	0	0.00%	6		19		16		M,VP,SC	N/R		
32901	LEGAL	10/29/1976	Active	11	3	0	3	37.50%	9		0			N	SC	10		
	Exc Award (06/30/2021)																	
29116	MILLET & DISTRICT	04/03/1974	Active	56	3	0	3	5.66%	49		0		2	R	SC	0	90+ Days	
13022	MORINVILLE	04/22/1949	Active	19	0	0	0	0.00%	20		5		6		T,M,VP,SC	11		
13004	PEMBINA VALLEY AND DISTRICT	02/21/1973	Active	10	0	1	-1	-9.09%	11	10	0		5		M,VP,SC	1		
13027	PIGEON LAKE L C	06/08/1972	Active	13	0	0	0	0.00%	13		8		3		M,VP,SC	24+		
13213	PONOKA	11/14/1948	Active	16	6	2	4	33.33%	12	7	0		3		T,M,VP,SC	24+		
13215	RADWAY	04/19/1949	Active	18	4	0	4	28.57%	13		0		2	R	M,SC	0		
13216	RED DEER CENTRAL	09/01/1938	Active	28	0	1	-1	-3.45%	33	45	0		2		M,VP	0	\$100.00	
13218	REDWATER	11/20/1950	Active	16	2	1	1	6.67%	15	30	1		2		M,VP,SC	8		
	Exc Award (06/30/2023)																	
13219	RIMBEY	05/03/1946	Active	48	7	2	5	11.63%	39	27	0		2		M,VP	24+		
13220	ROCKY MOUNTAIN HOUSE	11/30/1967	Active(1)	13	1	2	-1	-7.14%	12	3	0				VP	17		
31554	RYCROFT and DISTRICT L C	01/26/1976	Active	9	0	1	-1	-10.00%	10	27	4		2	R	M,VP,SC	3		
13221	RYLEY	08/08/1962	Active	11	0	0	0	0.00%	11		7		11		T,M,VP,SC	7		
55561	SEDGEWICK	04/19/1994	Active	14	0	0	0	0.00%	13		4			N	T,M,SC	24+		
13224	SMOKY LAKE	10/30/1947	Active(1)	22	0	0	0	0.00%	22		7				M,VP,SC	0		
	Exc Award (06/30/2023)																	
13034	SPRUCE GROVE & DIST	03/04/1968	Active(2)	10	2	0	2	25.00%	7		4			N	M,SC	20	90+ Days	
36319	SPRUCE VIEW & DISTRICT L C	12/15/1978	Active	20	3	0	3	17.65%	18		0			N	P,M,SC	14		
13030	ST ALBERT BREAKFAST	07/22/1969	Active	11	0	0	0	0.00%	14		7				M,VP,SC	0		



# Club Health Assessment for District C 1 through January 2025

			Status	Membership							Reports					Finance		LCIF
Club Number	Club Name	Charter Date		Current Member Count	YTD Members Added	YTD Members Dropped	YTD Net Growth	YTD Net Growth%	Member Count 12 Months Ago	Avg. length of service for dropped members	Months Since Last MMR ***	Yrs. Since Last Officer Report	President Rotation	Vice President Reported ****	Months Since Last Activity Report ***	Account Balance	Donations for current Fiscal Year	
			Number of times on status quo within last two years	If below 15 members appears				If net loss is greater than 20% appears			If no report in 3 months appears in	When more than one year appears in	Number of repeat terms	Notes the officers that do not have an active	If no report at 12 months red			
13029	ST ALBERT HOST	11/25/1951	Active	29	0	0	0	0.00%	27		6		2	R	1	90+ Days	\$1,512.92	
	Exc Award (06/30/2023, 06/30/2024)																	
13223	ST PAUL	05/11/1970	Active	14	0	3	-3	-17.65%	17	33	0		5	N	S,M,VP,SC	24+		
13035	STONY PLAIN	09/06/1957	Active	26	0	1	-1	-3.70%	26	12	0		2	R	M,SC	0	\$3,597.22	
	Exc Award (06/30/2017)																	
13227	SYLVAN LAKE & DIST	07/01/1954	Active	33	0	0	0	0.00%	30		1		2	N	SC	3		
	Exc Award (06/30/2016)																	
13228	THORHILD	04/24/1950	Active	8	0	1	-1	-11.11%	9	45	2		8	R	VP	0		
	Exc Award (06/30/2023)																	
116631	THORSBY & DISTRICT	04/23/2012	Active	16	1	3	-2	-11.11%	19	6	3		3	R	SC	24+		
13229	TOFIELD	11/22/1954	Active	11	0	0	0	0.00%	11		9		3	R	M,VP,SC	N/R		
43732	TUMBLER RIDGE	04/13/1984	Active	34	2	0	2	6.25%	27		3		2		M,VP,SC	24+		
13230	TWO HILLS	04/18/1961	Active	19	0	0	0	0.00%	11		7		3		M,VP,SC	24+		
13231	VEGREVILLE	10/14/1947	Active	7	0	0	0	0.00%	7		9		2		M,VP,SC	24+		
33173	VERMILION	12/31/1976	Active	18	0	2	-2	-10.00%	20	23	3			N	SC	24		
13233	VIKING	04/04/1968	Active	31	0	0	0	0.00%	31		7			IP	P,M,VP,SC	24+		
36705	VIMY & DIST LC	03/07/1979	Active	16	0	2	-2	-11.11%	18	11	4		2		M,VP,SC	1		
	Exc Award (06/30/2024)																	
13039	WABAMUN & DISTRICT L C	02/05/1971	Active	9	0	1	-1	-10.00%	10	10	4		15	R	S,M,VP,SC	24+		
61035	WABASCA-DESMARAIS	07/23/1998	Active	14	0	0	0	0.00%	14		19		3		T,M,VP,SC	24+	90+ Days	
13236	WASKATENAU	10/20/1970	Active	8	0	0	0	0.00%	8		21		14		S,T,M,VP,SC	24+		
13237	WETASKIWIN	01/09/1958	Active	23	0	0	0	0.00%	23		9		3		M,VP,SC	24+		
13041	WHITECOURT	06/04/1957	Active	11	0	0	0	0.00%	13		11		3		S,M,VP,SC	N/R		
13238	WINFIELD	05/20/1964	Active	12	0	1	-1	-7.69%	13	7	2				M,VP,SC	8		
13047	YELLOWKNIFE	11/26/1964	Active	5	0	0	0	0.00%	5		49		15		M,VP,SC	24+		



## Club Health Assessment for District C 1 through January 2025

			Status	Membership							Reports					Finance	LCIF
Club Number	Club Name	Charter Date		Current Member Count	YTD Members Added	YTD Members Dropped	YTD Net Growth	YTD Net Growth%	Member Count 12 Months Ago	Avg. length of service for dropped members	Months Since Last MMR ***	Yrs. Since Last Officer Report	President Rotation	Vice President Reported ****	Months Since Last Activity Report ***	Account Balance	Donations for current Fiscal Year
			Number of times on status quo within last two years	If below 15 members appears				If net loss is greater than 20% appears			If no report in 3 months appears in	When more than one year appears in	Number of repeat terms	Notes the officers that do not have an active	If no report at 12 months appears in red		

Clubs Cancelled Previous Fiscal Year – Clubs Cancelled within last 12 months may be reinstated

Club Number	Club Name	Charter Date	Current Status*	Cancellation Date
12997	EDMONTON JOLLY FELLOWS	02/11/1969	Cancelled(8*)	06/29/2024
31929	LOUGHEED & DISTRICT L C	03/23/1976	Cancelled(8*)	12/29/2023

Current Total Clubs Count	YTD New Clubs Count	YTD Cancelled Clubs Count	YTD Net Club Gain	Current Total Members Count	YTD Add	YTD Drop	YTD Net Growth	YTD Net Growth %	Member Count 12 Months Ago	Average Member Count Per Club	% of Clubs with less than 20 members	% No MMR in 3 Months	% No Officer Report in 12 Months	% of Clubs with balance 90+ days	Number of Clubs in Status Quo	% Status Quo Clubs in Financial Suspension	Number of Cancelled Clubs	Average Cancelled Club Age	Members Lost Due to Cancellation	% of Clubs Cancelled for Non-Financial Reasons
87	0	0	0	1,627	107	78	29	1.81%	1,570	19	69%	51%	0%	6%	0	0%	0	0	0	0%

\* - P - Priority Club. Cancellation Reasons: 1-Objectives/conduct, 2-Non-active club, 5-Non-existing club, 6-Disbanding, 7-Merger, 8-Financial Suspension, 9-District/Multiple District Dues.

\*\* - Abbreviation: P-President, S-Secretary, T-Treasurer, M-Member Chairperson, VP-First Vice President, MC-Communications Chairperson, SC-Service Chairperson

\*\*\* - Abbreviation: N/R - Never reported using the Lions Clubs website, N/A - Not applicable, No password registered for the Lions Clubs website.

\*\*\*\* - Abbreviation: N - New, IP - Immediate Past, R - Repeat.



# Club Health Assessment for District C 2 through January 2025

			Status	Membership							Reports					Finance	LCIF
Club Number	Club Name	Charter Date		Current Member Count	YTD Members Added	YTD Members Dropped	YTD Net Growth	YTD Net Growth%	Member Count 12 Months Ago	Avg. length of service for dropped members	Months Since Last MMR ***	Yrs. Since Last Officer Report	President Rotation	Vice President Reported ****	Months Since Last Activity Report ***	Account Balance	Donations for current Fiscal Year
			Number of times on status quo within last two years	If below 15 members appears	If net loss is greater than 20% appears					If no report in 3 months appears in		When more than one year appears in	Number of repeat terms	Notes the officers that do not have an active	If no report at 12 months appears in red		
Clubs less than two years old																	
156609	Calgary Connect	01/12/2024	Active	47	9	8	1	2.17%	35	1	0		2	R	SC	0	
171418	Cowboy Trail	05/15/2024	Active	26	2	1	1	4.00%	0	0	0		2	N	M,SC	N/R	\$505.98
Clubs more than two years old																	
13131	AIRDRIE	02/25/1965	Active	13	1	0	1	8.33%	11		2				M,VP,SC	0	
13132	ARROWWOOD	05/24/1955	Active	22	2	3	-1	-4.35%	18	32	0			N	M,VP,SC	2	
13134	BEARSPAW	07/23/1953	Active	24	3	6	-3	-11.11%	28	16	1				VP,SC	1	
13135	BEISEKER	05/15/1945	Active	22	0	2	-2	-8.33%	22	28	3		2	R	P,T,M,SC	9	
13136	BLACKIE	04/07/1966	Active	38	0	0	0	0.00%	38		5		2		M,VP,SC	0	
13119	BLAIRMORE	10/20/1944	Active	51	10	1	9	21.43%	41	6	0		2	N	SC	8	\$346.92
13072	BOW ISLAND	09/11/1953	Active	9	0	0	0	0.00%	10		0		14	R	M,VP,SC	24+	
13137	BOWDEN	03/09/1973	Active	6	0	0	0	0.00%	4		9		6		M,VP,SC	3	
13138	BOWNESS	09/24/1948	Active	16	3	8	-5	-23.81%	28	27	1			N	SC	1	\$148.32
13139	CALGARY	01/30/1929	Active	27	1	1	0	0.00%	23	1	0		2	N	SC	24+	
36206	CALGARY CHINATOWN	11/02/1978	Active	37	2	0	2	5.71%	35		5				M,VP,SC	17	
13157	CALGARY EASTPORT	05/10/1956	Active	14	1	0	1	7.69%	15		0		2	N		0	\$202.40
45099	CALGARY FILIPINO	06/27/1985	Active	51	2	0	2	4.08%	47		2			N	SC	0	90+ Days
Exc Award (06/30/2018, 06/30/2024)																	
33321	CALGARY HERITAGE	02/23/1977	Active	14	0	1	-1	-6.67%	17	49	1			N	SC	0	
78751	CALGARY KOREAN	04/09/2004	Active	19	3	0	3	18.75%	16		3			N	SC	5	90+ Days
13143	CALGARY NORTH HILL	06/19/1953	Active	47	2	2	0	0.00%	46	13	0			N	SC	0	\$507.31
13142	CALGARY NORTHEAST EYEOPENER	09/15/1969	Active	30	0	0	0	0.00%	28		0			N	SC	3	\$505.98
42065	CALGARY PROPERTIES	12/02/1982	Active	6	0	0	0	0.00%	7		8			IP	M,SC	0	(\$536.33)
Exc Award (06/30/2018)																	
130578	Calgary Sarcee	05/10/2017	Active(2)	3	0	0	0	0.00%	3		20	1	None		P,S,T,M,VP SC	24+	




# Club Health Assessment for District C 2 through January 2025

			Status	Membership							Reports					Finance		LCIF
Club Number	Club Name	Charter Date		Current Member Count	YTD Members Added	YTD Members Dropped	YTD Net Growth	YTD Net Growth%	Member Count 12 Months Ago	Avg. length of service for dropped members	Months Since Last MMR ***	Yrs. Since Last Officer Report	President Rotation	Vice President Reported ****	Months Since Last Activity Report ***	Account Balance	Donations for current Fiscal Year	
			Number of times on status quo within last two years	If below 15 members appears				If net loss is greater than 20% appears			If no report in 3 months appears in	When more than one year appears in	Number of repeat terms	Notes the officers that do not have an active	If no report at 12 months appears in red			
104694	CALGARY SOUTH ASIAN	02/10/2009	Active	23	0	0	0	0.00%	23		9			M,VP,SC	24+			
31803	CALGARY SOUTHRIDGE	03/02/1976	Active(1)	16	0	0	0	0.00%	15		4		3	M,VP,SC	6			
123852	Calgary Westwind	01/14/2015	Active	58	17	0	17	41.46%	40		3			N	0		\$386.50	
Exc Award (06/30/2024)																		
78735	CALGARY WILDROSE	04/16/2004	Active	34	6	3	3	9.68%	31	8	0			N	0		\$2,168.56	
65194	CALGARY WOODCREEK	04/08/2002	Active	14	4	0	4	40.00%	10		2			N	M,SC	1		
13145	CANMORE	05/14/1970	Active	12	0	0	0	0.00%	12		9			N	SC	2		
13146	CARBON	01/19/1947	Active	15	0	0	0	0.00%	15		22		3	M,VP,SC	23			
13120	CARDSTON	11/08/1940	Active	15	0	1	-1	-6.25%	15	0	4		8	R	M,SC	2		
13148	CARMANGAY	10/21/1945	Active	16	1	0	1	6.67%	15		3			IP	M,SC	24+		
13147	CARSELAND	08/16/1955	Active(1)	28	0	1	-1	-3.45%	27	60	2		2	N	M,SC	15		
38045	CARSTAIRS & DISTRICT L C	02/29/1980	Active	3	0	0	0	0.00%	3		10		2	M,VP,SC	1			
13149	CHAMPION	11/10/1946	Active	24	0	2	-2	-7.69%	26	29	0			T,M,VP,SC	0			
13150	CHEADLE	02/25/1963	Active	47	6	5	1	2.17%	47	5	0			N	SC	1		
67619	CHESTERMERE	04/09/2003	Active	11	0	0	0	0.00%	10		8		2	R	SC	1		
13121	CLARESHOLM	01/10/1968	Active	25	2	4	-2	-7.41%	24	15	0			R	M,SC	24+		
Exc Award (06/30/2018)																		
13151	CLUNY	04/22/1966	Active	32	2	1	1	3.23%	33	59	0			N	P,M,VP,SC	N/R		
13152	COCHRANE	02/25/1964	Active	45	0	2	-2	-4.26%	43	2	0		4	R	M,SC	16		
13122	COLEMAN	09/23/1940	Active	25	0	0	0	0.00%	25		10		2	M,VP,SC	24+			
13123	COWLEY	11/27/1963	Active	36	0	2	-2	-5.26%	43	17	0		3	N	M,SC	0		
Exc Award (06/30/2016)																		
13153	CREMONA	02/09/1970	Active	29	3	2	1	3.57%	28	21	3			P,M,VP,SC	24+	90+ Days		
13154	DIDSBURY	12/14/1944	Active	28	2	4	-2	-6.67%	28	25	0		3	M,VP,SC	0			
13155	DRUMHELLER	03/24/1959	Active	13	0	0	0	0.00%	13		14		7	T,M,VP,SC	24+			
13156	FOOTHILLS L C	05/04/1966	Active	26	6	14	-8	-23.53%	58	14	0		2	R	M,SC	10		





# Club Health Assessment for District C 2 through January 2025

			Status	Membership							Reports					Finance	LCIF
Club Number	Club Name	Charter Date		Current Member Count	YTD Members Added	YTD Members Dropped	YTD Net Growth	YTD Net Growth%	Member Count 12 Months Ago	Avg. length of service for dropped members	Months Since Last MMR ***	Yrs. Since Last Officer Report	President Rotation	Vice President Reported ****	Months Since Last Activity Report ***	Account Balance	Donations for current Fiscal Year
			Number of times on status quo within last two years	If below 15 members appears				If net loss is greater than 20% appears			If no report in 3 months appears in	When more than one year appears in	Number of repeat terms		Notes the officers that do not have an active	If no report at 12 months appears in red	
13125	FT MACLEOD	04/03/1939	Active	21	6	1	5	31.25%	15	0	0			N	SC	2	
13158	GLEICHEN	04/27/1966	Active	27	0	0	0	0.00%	27		7				P,M,VP,SC	23	
31190	HIGHWOOD	09/15/1975	Active	14	4	2	2	16.67%	12	36	1				M,VP,SC	1	
13160	HUSSAR	09/22/1955	Active	18	1	0	1	5.88%	17		1		5	R	M,VP,SC	24+	
13206	INNISFAIL	11/03/1938	Active	9	0	0	0	0.00%	9		13	1	None		P,S,T,M,VP SC	16	
31553	IRRICANA	01/15/1976	Active	29	0	0	0	0.00%	30		10			R	M,SC	24+	
42538	IRVINE & DISTRICT L C	04/27/1983	Active	19	3	9	-6	-24.00%	24	2	1		12	N	M	1	
13161	KEOMA	02/12/1951	Active(1)	20	0	2	-2	-9.09%	22	31	1		2		M,VP,SC	24+	
13076	LETHBRIDGE	06/10/1931	Active	16	0	1	-1	-5.88%	17	16	5				T,M,VP,SC	1	
46539	LETHBRIDGE WEST LETHBRIDGE	09/15/1986	Active	30	0	1	-1	-3.23%	28	2	0		3		VP	0	\$1,402.69
Exc Award (06/30/2023, 06/30/2024)																	
13162	LOMOND	04/12/1955	Active	11	0	0	0	0.00%	13		4		3		M,VP,SC	0	
33085	MADDEN	12/06/1976	Active	22	0	2	-2	-8.33%	25	48	0		2		M,VP,SC	1	
13127	MAGRATH	05/18/1938	Active	8	0	4	-4	-33.33%	12	8	4		2	R	M,SC	1	
13079	MEDICINE HAT	09/21/1950	Active	27	2	1	1	3.85%	27	5	0			N	SC	0	\$20.00
104955	MEDICINE HAT COMMUNITY VIEW	03/11/2009	Active	22	5	1	4	22.22%	19	0	2		2	R	M,SC	0	\$9.49
13163	MILO	02/10/1955	Active	27	0	0	0	0.00%	22		3				T,M,VP,SC	1	
52541	MORRIN	02/21/1992	Active	15	0	0	0	0.00%	15		9		2		M,VP,SC	12	
13164	MOSSLEIGH	03/29/1960	Active(1)	16	0	0	0	0.00%	17		10				P,M,VP,SC	24+	
31525	NANTON DISTRICT	12/30/1975	Active(1)	20	0	1	-1	-4.76%	21	49	0				M,VP,SC	24+	90+ Days \$14.39
13165	OKOTOKS	03/31/1969	Active(2)	14	2	1	1	7.69%	22	32	1		5	N	T,M,SC	1	
13166	OLDS	01/29/1968	Active	36	2	3	-1	-2.70%	38	8	0			N	SC	0	\$1,079.17
Exc Award (06/30/2018)																	
13167	OYEN	03/09/1970	Active	19	1	0	1	5.56%	12		2		2		M,VP,SC	0	
13080	PICTURE BUTTE & DISTRICT	10/31/1948	Active	9	1	0	1	12.50%	8		3		18	R	M,VP,SC	0	





# Club Health Assessment for District C 2 through January 2025

			Status	Membership							Reports					Finance	LCIF
Club Number	Club Name	Charter Date		Current Member Count	YTD Members Added	YTD Members Dropped	YTD Net Growth	YTD Net Growth%	Member Count 12 Months Ago	Avg. length of service for dropped members	Months Since Last MMR ***	Yrs. Since Last Officer Report	President Rotation	Vice President Reported ****	Months Since Last Activity Report ***	Account Balance	Donations for current Fiscal Year
			Number of times on status quo within last two years	If below 15 members appears				If net loss is greater than 20% appears			If no report in 3 months appears in	When more than one year appears in	Number of repeat terms	Notes the officers that do not have an active	If no report at 12 months appears in red		
13128	PINCHER CREEK	11/06/1944	Active	10	2	0	2	25.00%	6		0		3	VP,SC	0		(\$5.36)
53216	PINCHER-COWLEY ROARING Exc Award (06/30/2018)	06/03/1992	Active	24	0	0	0	0.00%	24		8		2	R SC	8		
13129	RAYMOND	09/30/1940	Active	11	0	1	-1	-8.33%	12	24	1		7	N M,SC	0		
13081	REDCLIFF	09/13/1965	Active	18	1	4	-3	-14.29%	17	11	4			N M,SC	16	90+ Days	
13168	ROCKYFORD	03/26/1945	Active(1)	25	1	1	0	0.00%	25	34	3			M,VP,SC	3		
13169	ROSEBUD	10/15/1953	Active	15	0	0	0	0.00%	13		4			M,VP,SC	0		
41170	SPRINGBANK	04/19/1982	Cancelled(8*)	0	0	13	-13	-100.00%	13	27	1	1	None	P,S,T,M,VP SC	24+	90+ Days	
13170	STANDARD	04/04/1962	Active	43	2	0	2	4.88%	41		7			N P,M,VP,SC	24+		
13082	STIRLING	01/23/1948	Active	19	0	0	0	0.00%	19		5		11	R M,SC	1		
13171	STRATHMORE	12/12/1938	Active	20	2	6	-4	-16.67%	23	15	3		2	M,VP,SC	5		
13083	TABER	03/05/1935	Active	9	0	0	0	0.00%	9		9		2	R SC	1		
13173	TORRINGTON	04/16/1962	Active	16	0	1	-1	-5.88%	17	11	6		6	R VP,SC	N/R		
13084	VAUXHALL	10/30/1956	Active	8	0	2	-2	-20.00%	10	43	0		8	M,VP,SC	24+		
29365	VETERAN & DISTRICT	05/23/1974	Active	20	1	1	0	0.00%	20	0	3			N M,SC	7		
13175	VULCAN	10/10/1944	Active	18	2	1	1	5.88%	18	0	2			N M,SC	0		
13085	WARNER	09/18/1944	Active(2)	13	3	0	3	30.00%	12		0		2	N M,SC	1		

Clubs Cancelled Previous Fiscal Year – Clubs Cancelled within last 12 months may be reinstated

Club Number	Club Name	Charter Date	Current Status*	Cancellation Date
13073	BROOKS	03/11/1954	Cancelled(8*)	06/29/2024
31927	ENCHANT	03/15/1976	Cancelled(8*)	06/29/2024



## Club Health Assessment for District C 2 through January 2025

Club Number			Club Name			Charter Date			Status	Membership						Reports					Finance		LCIF	
										Current Member Count	YTD Members Added	YTD Members Dropped	YTD Net Growth	YTD Net Growth%	Member Count 12 Months Ago	Avg. length of service for dropped members	Months Since Last MMR ***	Yrs. Since Last Officer Report	President Rotation	Vice President Reported ****	Months Since Last Activity Report ***	Account Balance	Donations for current Fiscal Year	
									Number of times on status quo within last two years	If below 15 members appears			If net loss is greater than 20% appears			If no report in 3 months appears in		When more than one year appears in	Number of repeat terms	Notes the officers that do not have an active		If no report at 12 months appears in red		
Current Total Clubs Count	YTD New Clubs Count	YTD Cancelled Clubs Count	YTD Net Club Gain	Current Total Members Count	YTD Add	YTD Drop	YTD Net Growth	YTD Net Growth %	Member Count 12 Months Ago	Average Member Count Per Club	% of Clubs with less than 20 members	% No MMR in 3 Months	% No Officer Report in 12 Months	% of Clubs with balance 90+ days	Number of Clubs in Status Quo	% Status Quo Clubs in Financial Suspension	Number of Cancelled Clubs	Average Cancelled Club Age	Members Lost Due to Cancellation	% of Clubs Cancelled for Non-Financial Reasons				
82	0	1	-1	1,815	131	133	-2	-0.11%	1,787	22	49%	48%	2%	6%	0	0%	1	161	13	-200%				

\* - P - Priority Club. Cancellation Reasons: 1-Objectives/conduct, 2-Non-active club, 5-Non-existing club, 6-Disbanding, 7-Merger, 8-Financial Suspension, 9-District/Multiple District Dues.

\*\* - Abbreviation: P-President, S-Secretary, T-Treasurer, M-Member Chairperson, VP-First Vice President, MC-Communications Chairperson, SC-Service Chairperson

\*\*\* - Abbreviation: N/R - Never reported using the Lions Clubs website, N/A - Not applicable, No password registered for the Lions Clubs website.

\*\*\*\* - Abbreviation: N - New, IP - Immediate Past, R - Repeat.